



Shown with optional equipment.



RV CHASSIS



Model Year 2024

EXPERIENCE THE DIFFERENCE.

Indulge in the exceptional with Spartan RV Chassis, the ride of choice for motorcoach owners who never settle for anything less than the very best.

We've refined luxury travel, blending decades of innovation and American-made quality to create a ride like no other. From advanced safety features to best-in-class convenience, every aspect of a Spartan RV Chassis is designed to let you unwind, savor the scenic route, and relish the journey with complete peace of mind.

Step into the elite circle of owners who choose the combined excellence of Newmar and Spartan RV Chassis. Discover remarkable performance, outstanding reliability, and ultimate durability with the Spartan RV Chassis, the foundation of your next great adventure.



PEACE OF MIND IN EVERY MILE.

Your Newmar Experience on the Industry-Leading Spartan RV Chassis

Welcome to the intersection of luxury, innovation, and performance. Welcome to Newmar and Spartan RV Chassis, where the ride is just as remarkable as the destination.

Experience the ultimate in reliability with our new, fully transferable warranty for 2024. Benefit from five years or 100,000 miles of comprehensive coverage, including your Cummins Engine and Allison Transmission.

But that's not all. We're also proud to offer the industry's only 20-year, unlimited-mile fully transferable warranty on frame rail and cross members. That's two decades of assurance in the strength and durability of your motorcoach's core.

These comprehensive warranties, coupled with three years of complimentary roadside assistance, are a testament to our commitment to quality, reliability, and your satisfaction. While you focus on the joy and exploration of your journey, rest assured we'll take care of everything else.

No matter where you are, our extensive service network is ready to support you. With Newmar and Spartan RV Chassis, you're never alone on the road. Embark on your next great adventure with the assurance that comes when you never settle for anything less than the very best.

The industry's best, most comprehensive warranty:

- 5-year/100,000-mile transferable warranty
- 20-year transferable warranty on frame and cross members
- 5-year/100,000-mile Cummins Engine warranty
- 5-year/200,000-mile Allison Transmission warranty
- 3 years complimentary roadside assistance

“I was happy that the coach my wife and I selected had a Spartan RV Chassis for two reasons – one was the strength of the frame and the other was the warranty. The warranty was very important to both of us.”

Ron Larkin,
Newmar Dutch Star Owner

LUXURY RIDE AND SUPERIOR HANDLING.

The ultimate driving experience for your Class A diesel motorcoach.

The Premier Drive™ system is our proprietary suspension system designed to ensure superior handling, stability, and ride comfort, even on challenging terrain.


Navigate with ease, thanks to our tight turn radius and expertly designed steering system, making maneuvering effortless even in tight spaces.

Paired with our custom-tuned shocks, you'll enjoy a smooth, comfortable ride no matter where the road takes you.

Say goodbye to sway and discomfort, and hello to a journey that's as comfortable as it is luxurious

The comfort level driving is everything the Spartan RV Chassis team
said it would be. It's really like driving your car.

Newmar Essex Owner



Luxury Ride and Superior Handling | Safety and Innovation | Quality and Durability | Service and Support | Extended Family

SAFETY AND INNOVATION.

Safety, meet luxury.

Safety and innovation go hand-in-hand with Spartan RV Chassis. Our newly optimized Connected Coach® experience makes owning and operating your motorcoach safer and easier with a suite of advanced interactive technologies designed to keep distractions at bay while driving.

Advanced Safety Features at your Fingertips.

Central to this experience is the Spartan RV Chassis Tri-Pod Steering Wheel - the epitome of luxury and convenience. Our innovative design positions all critical controls right at your fingertips for safer, stress-free journeys.

Stay connected to the road and maintain control of your travels, one mile at a time



Features included in the Tri-Pod Steering wheel include windshield wiper controls, phone and media controls, steering assist functions, graphic instrument cluster navigation, cruise control, and more.



The digital dash integrates with the Tri-Pod Steering Wheel and is engineered to receive direct, clear notifications from the Spartan® RV Chassis Advanced Protection System™, a suite of comprehensive safety technology. Advanced Protection System features include: Collision Mitigation, Adaptive Cruise Control, Electronic Stability Control, Automatic Traction Control, Tire Pressure Monitoring System, and Lane Departure Warning.

Simply Advanced.

Venture further into the world of advanced simplicity with our Custom Designed Digital Dash.

Designed to make owning and operating a Class A diesel motorcoach safer and more intuitive, this state-of-the-art screen seamlessly connects with the Tri-Pod Steering Wheel. The expansive anti-glare display helps drivers see important coach features like speedometer and fuel level indicators, along with more sophisticated monitoring systems, including direct alerts from the Spartan RV Chassis Advanced Protection System™.

With the Spartan RV Chassis Digital Dash, convenience, control, and peace of mind converge.

SAFETY AND INNOVATION.

Experience Exceptional Motorcoach Convenience with our Innovative Tilt Tank Drain Assist.

Merging sanitation and simplicity, the Tilt Tank Drain Assist feature streamlines waste disposal, placing hassle-free operation right at your fingertips.

Engage the Tilt Tank side tilt mode with a simple push of a button to swiftly and efficiently drain your grey and black water tanks. Once the draining cycle ends, another push of the button deactivates the side tilt mode, smoothly returning your motorcoach to its standard operation.

Every journey with Spartan RV Chassis is a testament to advanced safety, innovation, simplicity, and convenience. Discover the difference when every detail is crafted to elevate your travel experience.

This is not just a motorcoach chassis, it's your partner on the road to unforgettable adventures.



QUALITY AND DURABILITY.

The Foundation of Exceptional Adventures.

Engineered with precision, crafted from top-tier components, and proudly made in America, our chassis system defines industry excellence. Our advanced frame rail and cross member system fortifies your motorcoach with enhanced stability and enduring durability for a smooth and reliable ride.

Embrace the freedom of the open road with utmost confidence and peace of mind, no matter the terrain.

The All-New K3 525 Chassis.

Introducing the all-new K3 525 chassis, an exclusive innovation by Spartan® RV Chassis for the 2024 Newmar Mountain Aire.

Precision and innovation merge seamlessly in this robust chassis, boasting a 525 horsepower Cummins diesel engine. Its impressive power delivers enhanced acceleration, easily tackling steep inclines for swift and efficient journeys to your chosen destination.

Start your extraordinary adventure with Spartan RV Chassis, where quality meets performance for an unforgettable journey.



RIDING UNDER NEWMAR MOTORCOACHES

A superior foundation, exclusively engineered for elite Class A diesel motorcoaches. The perfect balance of advanced engineering and design our chassis delivers outstanding performance, handling, and stability for a truly comfortable journey.



Safe Haul® integrated vehicle braking system

The industry's original factory-chassis integrated air supply for tow vehicle supplemental brake systems

Side-mounted service center

We designed the on-chassis side mounted service center to ensure ease of maintenance, providing you quick access to the air dryer, power distribution center, fuel filter(s), air governor, chassis batteries, and master chassis battery disconnect switch. **not all models*

Passive steer tag axle

Our advanced Passive Steer Tag Axle technology enhances the turn radius of your motorcoach – a best-in-class 17 degrees – delivering a smoother, softer feeling ride, and more confidence in tight-turning situations.

Tire pressure monitoring system

Part of our Spartan® RV Chassis Advanced Protection System™ (APS), the Tire Pressure Monitoring System displays tire pressure and temperature for individual tires. The system will alert the driver if any tire pressure or temperature exceeds set thresholds. You can also expand the system to monitor towed vehicles as well.

Torsion control stabilizer

V-shaped torsion control stabilizer prevents twist and provides a more stable ride. Spartan RV Chassis provides the best ride and handling in the Class A diesel motorcoach industry.

Durable, stable, and secure foundation.

The Spartan RV chassis has one of the thickest frames available in the industry for maximum motorcoach stability. Backed by our 20-year, unlimited mile, fully transferable frame rail and cross member warranty, we stand behind our foundation to provide you the ultimate peace of mind.

Comfort drive™

Comfort Drive allows the driver to adjust the steering effort to their most comfortable level in various driving situations.

Connected coach®

The Connected Coach® suite enhances your motorcoach ownership experience with state-of-the-art technology. The digital dash receives direct alerts from the Spartan® RV Chassis Advanced Protection System™, while the Tri-Pod Steering Wheel offers easy-to-use features for a seamless user experience.

Automatic heated moisture ejectors with color-coded lanyards

Drain valves should be purged/pulled every trip. We affix color coded lanyards to our tanks to make them easier to identify

Spartan RV Chassis Advanced Protection System™

Industry leading protection systems provide owners with comprehensive safety technology that helps you mitigate collision and keep you alert to your surroundings.

Purpose built 20,000 lbs independent front suspension with custom tuned shocks

Best-in-class ride and handling with Premier Drive™; our one-of-a kind proprietary suspension system is designed solely for luxury Class A diesel motorcoaches and dramatically enhances the agility and stability of your motorcoach.



2024 KING AIRE 45'

KING AIRE

Spartan RV Chassis Advanced Protection System™

- Automatic Traction Control (ATC)
- Adaptive Cruise Control (ACC)
- Electronic Stability Control (ESC)
- Collision Mitigation System (CMS)
- Mobileye® visual & audible lane departure warning
- Tire Pressure Monitoring System (TPMS)
- Spartan RV Chassis Safe Haul® (The industry's premier factory-chassis integrated air supply for tow vehicle brake systems.)

Specifications:

Engine

Cummins X15
18.7 CFM Air Compressor
1500 Watt Block Heater
Peak HP: 605 hp @ 1,800 rpm
Peak Torque: 1,950 lb-ft @ 1,150 rpm

Transmission

Allison 4000 MH

Chassis Ratings

GVWR: 54,000 lb
Front GAWR: 20,000 lb
Rear GAWR: 20,000 lb
Tag GAWR: 14,000 lb
GCWR: 74,000 lb

Suspension

Front: Independent air suspension with anti-sway bar and 20,000 lb capacity
Rear: Non-torque reactive parallelogram air suspension with 23,000 lb capacity
Tag: Parallelogram air suspension and integrated passive steering tag axle with 14,000 lb capacity

Premium Features:

- Comfort Drive™ steering assist system w/ variable driver's effort control feature
- Power tilt & telescoping steering column
- Independent front suspension
- Electronic suspension control system with self-leveling feature including air compressor for extended stays
- Automatic heated moisture ejectors with color-coded lanyards
- Side-mounted service center
- Connected Coach® 15" glare-free digital dash display
- Passive steer tag axle
- Headlamps with auto on/off feature
- Tilt Tank Drain Assist
- Heavy Haul trailer mode
- 3-stage engine compression brake
- 20,000 lb towing capacity
- Tri-Pod Steering Wheel with leather finish, phone, and media controls
- Spartan Passive Keyless Start
- Suspended adjustable pedals
- Memory setting controls for seat, mirrors, pedals, & steering column for drivers one and two
- Air disc brakes at all wheel positions
- Available CURT Spectrum™ trailer brake control

Shocks

Front: Koni
Rear: Koni
Tag: Koni

Brakes

ABS: WABCO 6S/6M with ESC
Front: Air disc
Drive: Air disc
Tag: Air disc

Steering

Comfort Drive™ steering assist system with power tilt & telescoping column

Fuel System

Fuel Tank: 165 gallon with dual fill
DEF Tank: 15 gallon with dual fill

Electrical System

12v electrical system
Batteries: Two 950 cca
Alternator: 350 amp

Cooling System

Side-mounted radiator: parallel airflow system with low-profile radiator

Frame

Raised rail design for frame strength and basement storage

Tires

Front: Michelin XZA 365/70R22.5 LRL
Rear: Michelin X Line Energy Z 315/80R22.5 LRL
Tag: Michelin X Line Energy Z 315/80R22.5 LRL

Wheels

(6) Aluminum wheels with Dura-Bright® finish and dress kit
(2) Steel wheels on inside duals

Wheelbase

292" + 48" tag



2024 ESSEX 45'

ESSEX

Spartan RV Chassis Advanced Protection System™

- Automatic Traction Control (ATC)
- Adaptive Cruise Control (ACC)
- Collision Mitigation System (CMS)
- Electronic Stability Control (ESC)
- Mobileye® visual & audible lane departure warning
- Tire Pressure Monitoring System (TPMS)
- Spartan RV Chassis Safe Haul® (The industry's premier factory-chassis integrated air supply for tow vehicle brake systems.)

Premium Features:

- Comfort Drive™ steering assist system w/ variable driver's effort control feature
- Power tilt & telescoping steering column
- Independent front suspension
- Electronic suspension control system with self-leveling feature including air compressor for extended stays
- Automatic heated moisture ejectors with color-coded lanyards
- Side-mounted service center
- Connected Coach® 12.3" glare-free digital dash display
- Passive steer tag axle
- Headlamps with auto on/off feature
- Tilt Tank Drain Assist
- Heavy Haul trailer mode
- 3-stage engine compression brake
- 20,000 lb towing capacity
- Tri-Pod Steering Wheel with leather finish, phone, and media controls
- Spartan Passive Keyless Start
- Suspended adjustable pedals
- Memory setting controls for seat, mirrors, pedals, & steering column for drivers one and two
- Air disc brakes at all wheel positions
- Available CURT Spectrum™ trailer brake control

Specifications:

Engine

Cummins X15
18.7 CFM Air Compressor
1500 Watt Block Heater
Peak HP: 605 hp @ 1,800 rpm
Peak Torque: 1,950 lb-ft @ 1,150 rpm

Transmission

Allison 4000 MH

Chassis Ratings

GVWR: 54,000 lb
Front GAWR: 20,000 lb
Rear GAWR: 20,000 lb
Tag GAWR: 14,000 lb
GCWR: 74,000 lb

Suspension

Front: Independent air suspension with anti-sway bar and 20,000 lb capacity
Rear: Non-torque reactive parallelogram air suspension with 23,000 lb capacity
Tag: Parallelogram air suspension & integrated passive steering tag axle with 14,000 lb capacity

Shocks

Front: Koni
Rear: Koni
Tag: Koni

Brakes

ABS: WABCO 6S/6M with ESC
Front: Air disc
Drive: Air disc
Tag: Air disc

Steering

Comfort Drive™ steering assist system with power tilt & telescoping column

Fuel System

Fuel Tank: 150 gallon with dual fill
DEF Tank: 15 gallon with dual fill

Electrical System

12v electrical system
Batteries: Two 950 cca
Alternator: 270 amp

Cooling System

Side-mounted radiator: parallel airflow system with low-profile radiator

Frame

Raised rail design for frame strength and basement storage

Tires

Front: Michelin XZA 365/70R22.5 LRL
Rear: Michelin X Line Energy Z 315/80R22.5 LRL
Tag: Michelin X Line Energy Z 315/80R22.5 LRL

Wheels

(6) Aluminum wheels with Dura-Bright® finish and dress kit
(2) Steel wheels on inside duals

Wheelbase

292" + 48" tag



2024 LONDON AIRE 45'

LONDON AIRE

Spartan RV Chassis Advanced Protection System™

- Automatic Traction Control (ATC)
- Adaptive Cruise Control (ACC)
- Electronic Stability Control (ESC)
- Collision Mitigation System (CMS)
- Mobileye® visual & audible lane departure warning
- Tire Pressure Monitoring System (TPMS)
- Spartan RV Chassis Safe Haul® (The industry's premier factory-chassis integrated air supply for tow vehicle brake systems.)

Premium Features:

- Comfort Drive™ steering assist system w/ variable driver's effort control feature
- Independent front suspension
- Electronic suspension control system with self-leveling feature including air compressor for extended stays
- Automatic heated moisture ejectors with color-coded lanyards
- Side-mounted service center
- Connected Coach® 12.3" glare-free digital dash display
- Passive steer tag axle
- Headlamps with auto on/off feature
- Heavy Haul trailer mode
- Tilt Tank Drain Assist
- 3-stage engine compression brake
- 20,000 lb towing capacity
- Tri-Pod Steering Wheel with leather finish, phone, and media controls
- Spartan Passive Keyless Start
- Suspended adjustable pedals
- Air disc brakes at all wheel positions
- Available CURT Spectrum™ trailer brake control

Specifications:

Engine

Cummins X15
18.7 CFM Air Compressor
1500 Watt Block Heater
Peak HP: 605 hp @ 1,800 rpm
Peak Torque: 1,950 lb-ft @ 1,150 rpm

Transmission

Allison 4000 MH

Chassis Ratings

GVWR: 54,000 lb
Front GAWR: 20,000 lb
Rear GAWR: 20,000 lb
Tag GAWR: 14,000 lb
GCWR: 74,000 lb

Suspension

Front: Independent air suspension with anti-sway bar and 20,000 lb capacity
Rear: Non-torque reactive parallelogram air suspension with 23,000 lb capacity
Tag: Parallelogram air suspension and integrated passive steering tag axle with 14,000 lb capacity

Shocks

Front: Koni
Rear: Koni
Tag: Koni

Brakes

ABS: WABCO 6S/6M with ESC
Front: Air disc
Drive: Air disc
Tag: Air disc

Steering

Comfort Drive™ steering assist system with manual tilt & telescoping column

Fuel System

Fuel Tank: 150 gallon with dual fill
DEF Tank: 15 gallon with dual fill

Electrical System

12v electrical system
Batteries: Two 950 cca
Alternator: 210 amp

Cooling System

Side-mounted radiator: parallel airflow system with low-profile radiator

Frame

Raised rail design for frame strength and basement storage

Tires

Front: Michelin XZA 365/70R22.5 LRL
Rear: Michelin X Line Energy Z 315/80R22.5 LRL
Tag: Michelin X Line Energy Z 315/80R22.5 LRL

Wheels

(6) Aluminum wheels with Dura-bright® finish and dress kit
(2) Steel wheels on inside duals

Wheelbase

292" + 48" tag



2024 MOUNTAIN AIRE 38', 41' & 45'

Spartan RV Chassis Advanced Protection System™

- Automatic Traction Control (ATC)
- Adaptive Cruise Control (ACC)
- Electronic Stability Control (ESC)
- Collision Mitigation System (CMS)
- Mobileye® visual & audible lane departure warning
- Tire Pressure Monitoring System (TPMS)
- Spartan RV Chassis Safe Haul® (The industry's premier factory-chassis integrated air supply for tow vehicle brake systems.)

Premium Features:

- Comfort Drive™ steering assist system w/ variable driver's effort control feature
- Independent front suspension
- Electronic suspension control system with self-leveling feature including air compressor for extended stays
- Automatic heated moisture ejectors with color-coded lanyards
- Side-mounted service center
- Connected Coach® 12.3" glare-free digital dash display
- Passive steer tag axle
- Headlamps with auto on/off feature
- 3-stage engine compression brake
- 15,000 lb towing capacity
- Tri-Pod Steering Wheel with leather finish, phone, and media controls
- Spartan Passive Keyless Start
- Suspended adjustable pedals
- Air disc brakes at all wheel positions
- Available CURT Spectrum™ trailer brake control

Specifications:

Engine

Cummins X12
18.7 CFM Air Compressor
1500 Watt Block Heater
Peak HP: 525 HP @ 1,900 RPM
Peak Torque: 1,695 lb-ft @ 1,000 rpm

Transmission

Allison 4000 MH

Chassis Ratings

GVWR: 54,000 lb
Front GAWR: 20,000 lb
Rear GAWR: 20,000 lb
Tag GAWR: 14,000 lb
GCWR: 69,000 lb

Suspension

Front: Independent air suspension with anti-sway bar and 20,000 lb capacity
Rear: Non-torque reactive parallelogram air suspension with 23,000 lb capacity
Tag: Parallelogram air suspension and integrated passive steering tag axle with 14,000 capacity

Shocks

Front: Koni
Rear: Koni
Tag: Koni

Brakes

ABS: WABCO 6S/6M with ESC
Front: Air disc
Drive: Air disc
Tag: Air disc

Steering

Comfort Drive™ steering assist system with manual tilt & telescoping column

Fuel System

Fuel Tank: 150 gallon with dual fill
DEF Tank: 15 gallon with dual fill

Electrical System

12v electrical system
Batteries: Two 950 cca
Alternator: 210 amp

Cooling System

Side-mounted radiator: parallel airflow system with low-profile radiator

Frame

Raised rail design for frame strength and basement storage

Tires

Front: Michelin XZA 365/70R22.5 LRL
Rear: Michelin X Line Energy Z 315/80R22.5 LRL
Tag: Michelin X Line Energy Z 315/80R22.5 LRL

Wheels

(6) Aluminum wheels with Dura-Bright® finish and dress kit
(2) Steel wheels on inside duals

Wheelbase

38' 222" + 48" tag
41' 258" + 48" tag
45' 294" + 48" tag



2024 NEW AIRE 35'

NEW AIRE

Spartan RV Chassis Advanced Protection System™

- Automatic Traction Control (ATC)
- Adaptive Cruise Control (ACC)
- Electronic Stability Control (ESC)
- Collision Mitigation System (CMS)
- Mobileye® visual & audible lane departure warning
- Tire Pressure Monitoring System (TPMS)
- Spartan RV Chassis Safe Haul® (The industry's premier factory-chassis integrated air supply for tow vehicle brake systems.)

Premium Features:

- Comfort Drive™ steering assist system w/ variable driver's effort control feature
- Independent front suspension
- Automatic heated moisture ejectors with color-coded lanyards
- Side-mounted service center
- Connected Coach® 15" glare-free digital dash display
- Variable Geometry Turbo (VGT), exhaust brake
- 10,000 lb towing capacity
- Tri-Pod Steering Wheel with leather finish, phone, and media controls
- Headlamps with auto on/off feature

Specifications:

Engine

Cummins L9
18.7 CFM Air Compressor
1000 Watt Block Heater
Peak HP: 450 hp @ 2,100 rpm
Peak Torque: 1,250 lb-ft @ 1,400 rpm

Transmission

Allison 3000 MH

Chassis Ratings

GVWR: 38,600 lb
Front GAWR: 14,600 lb
Rear GAWR: 24,000 lb
GCWR: 48,600 lb

Suspension

Front: Independent air suspension with 14,600 lb capacity
Rear: Non-torque reactive parallelogram air suspension with 24,000 lb capacity

Shocks

Front: Koni
Rear: Koni

Brakes

ABS: WABCO 4S/4M with ESC
Front: Air disc
Drive: Air drum

Steering

Comfort Drive™ steering assist system with manual tilt & telescoping column

Fuel System

Fuel Tank: 90 gallon with dual fill
DEF Tank: 15 gallon

Electrical System

12v electrical system
Batteries: Two 950 cca
Alternator: 240 amp

Cooling System

Side-mounted radiator: parallel airflow system with low-profile radiator

Frame

Straight frame prep for Newmar STAR Foundation

Tires

Front: Michelin XRV 305/70R22.5 LRL
Rear: Michelin XRV 305/70R22.5 LRL

Wheels

(4) Aluminum wheels with Accu-Shield® finish and dress kit
(2) Steel wheels on inside duals

Wheelbase

226"



2024 DUTCH STAR 40' & 43'

Spartan RV Chassis Advanced Protection System™

- Automatic Traction Control (ATC)
- Electronic Stability Control (ESC)
- OPTIONAL Collision Mitigation System (CMS) with Adaptive Cruise Control (ACC)
- Mobileye® visual & audible lane departure warning
- Tire Pressure Monitoring System (TPMS)
- Spartan RV Chassis Safe Haul® (The industry's premier factory-chassis integrated air supply for tow vehicle brake systems.)

Premium Features:

- Comfort Drive™ steering assist system w/ variable driver's effort control feature
- Independent front suspension
- Automatic heated moisture ejectors with color-coded lanyards
- Side-mounted service center
- Connected Coach® 12.3" glare-free digital dash display
- Passive steer tag axle
- 15,000 lb towing capacity
- Tri-Pod Steering Wheel with leather finish, phone, and media controls
- Suspended adjustable pedals
- Headlamps with auto on/off feature

Specifications:

Engine

Cummins L9
18.7 CFM Air Compressor
1,000 Watt Block Heater
Peak HP: 450 hp @ 2,100 rpm
Peak Torque: 1250 lb-ft @ 1,400 rpm

Transmission

Allison 3000 MH

Chassis Ratings

	40'	43'
GVWR:	49,000 lb	52,000 lb
Front GAWR:	17,000 lb	20,000 lb
Rear GAWR:	20,000 lb	20,000 lb
TAG GAWR:	12,000 lb	12,000 lb
GCWR:	64,000 lb	67,000 lb

Suspension

40' Front: Independent air suspension with 17,000 lb capacity
43' Front: Independent air suspension with anti-sway bar and 20,000 lb capacity
Rear: Non-torque reactive parallelogram air suspension with 20,000 lb capacity
Tag: Parallelogram air suspension and integrated passive steering tag axle with 12,000 lb capacity

Shocks

Front: Koni
Rear: Koni
Tag: Koni

Brakes

ABS: WABCO 6S/6M with ESC
Front: Air disc
Drive: Air drum
Tag: Air drum

Steering

Comfort Drive™ steering assist system with manual tilt & telescoping column

Fuel System

40'
Fuel Tank: 100 gallon with dual fill
DEF Tank: 15 gallon with dual fill
43'
Fuel Tank: 150 gallon with dual fill
DEF Tank: 15 gallon with dual fill

Electrical System

12v electrical system
Batteries: Two 950 cca
Alternator: 210 amp

Cooling System

Side-mounted radiator: parallel airflow system with low-profile radiator

Frame

Raised rail design for frame strength and basement storage

Tires

40'
Front: Michelin X Line Energy Z 315/80R22.5 LRL
Rear: Michelin X Line Energy Z 315/80R22.5 LRL
Tag: Michelin X Line Energy Z 315/80R22.5 LRL
43'
Front: Michelin XZA 365/70R22.5 LRL
Rear: Michelin X Line Energy Z 315/80R22.5 LRL
Tag: Michelin X Line Energy Z 315/80R22.5 LRL

Wheels

(6) Aluminum wheels with Dura-Bright® finish and dress kit
(2) Steel wheels on inside duals

Wheelbase

40': 252" + 48 tag
43': 288" + 48 tag



VENTANA

2024 VENTANA 40' & 43'

Spartan RV Chassis Advanced Protection System™

- Automatic Traction Control (ATC)
- Electronic Stability Control (ESC)
- OPTIONAL Collision Mitigation System (CMS) with Adaptive Cruise Control (ACC)
- Mobileye® visual & audible lane departure warning
- Tire Pressure Monitoring System (TPMS)
- Spartan RV Chassis Safe Haul® (The industry's premier factory-chassis integrated air supply for tow vehicle brake systems.)

Premium Features:

- Comfort Drive™ steering assist system w/ variable driver's effort control feature
- Automatic heated moisture ejectors with color-coded lanyards
- Side-mounted service center
- Connected Coach® 12.3" glare-free digital dash display
- Passive steer tag axle
- 15,000 lb towing capacity
- 3-stage engine compression brake
- Tri-Pod Steering Wheel with leather finish, phone, and media controls

Specifications:

Engine

Cummins L9
18.7 CFM Air Compressor
1000 Watt Block Heater
Peak HP: 400 hp @ 2,100 rpm
Peak Torque: 1,250 lb-ft @ 1,400 rpm

Transmission

Allison 3000 MH

Chassis Ratings

	40'	43'
GVWR:	44,600 lb	46,000 lb
Front GAWR:	14,600 lb	16,000 lb
Rear GAWR:	20,000 lb	20,000 lb
Tag GAWR:	10,000 lb	10,000 lb
GCWR:	59,600 lb	61,000 lb

Suspension

43' Front: Integrated air suspension and steer axle system with 14,600 lb capacity
43' Front: Trailing beam air suspension with 16,000 lb capacity
Rear: Non-torque reactive parallelogram air suspension with 20,000 lb capacity
Tag: Parallelogram air suspension and integrated passive steering tag axle with 10,000 lb capacity

Shocks

Front: Bilstein
Rear: Bilstein
Tag: Bilstein

Brakes

ABS: WABCO 6S/6M with ESC
Front: Air disc
Drive: Air drum
Tag: Air drum

Steering

Comfort Drive™ steering assist system with manual tilt & telescoping column

Fuel System

Fuel Tank: 100 gallon with dual fill
DEF Tank: 10 gallon

Electrical System

12v electrical system
Batteries: Two 950 cca
Alternator: 210 amp

Cooling System

Rear-mounted radiator: parallel airflow system with low-profile radiator

Frame

Raised rail design for frame strength and basement storage

Tires

40': Michelin XRV 305/70R22.5 LRL
43': Michelin X Line Energy Z 315/80R22.5 LRL

Wheels

(6) Aluminum wheels with Accu-Shield® finish and dress kit
(2) Steel wheels on inside duals

Wheelbase

40': 245" + 48" tag
43': 281" + 48" tag



VENTANA

2024 VENTANA 35' & 38'

Spartan RV Chassis Advanced Protection System™

- Automatic Traction Control (ATC)
- Electronic Stability Control (ESC)
- OPTIONAL Collision Mitigation System (CMS) with Adaptive Cruise Control (ACC)
- Mobileye® visual & audible lane departure warning
- Tire Pressure Monitoring System (TPMS)
- Spartan RV Chassis Safe Haul® (The industry's premier factory-chassis integrated air supply for tow vehicle brake systems.)

Premium Features:

- Comfort Drive™ steering assist system w/ variable driver's effort control feature
- Variable Geometry Turbo (VGT) exhaust brake
- Automatic heated moisture ejectors with color-coded lanyards
- Side-mounted service center
- 10,000 lb towing capacity
- Tri-Pod Steering Wheel with leather finish, phone, and media controls
- Connected Coach® 12.3" glare-free digital dash display
- Suspended adjustable pedals

Specifications:

Engine

Cummins L9
18.7 CFM Air Compressor
1000 Watt Block Heater
Peak HP: 380 hp @ 2,100 rpm
Peak Torque: 1,150 lb-ft @ 1,400 rpm

Transmission

Allison 3000 MH

Chassis Ratings

	35'	38'
GVWR:	38,000 lb	38,600 lb
Front GAWR:	14,000 lb	14,600 lb
Rear GAWR:	24,000 lb	24,000 lb
GCWR:	48,000 lb	48,600 lb

Suspension

Front: Integrated air suspension and steer axle system with 14,600 lb capacity
Rear: Non-torque reactive parallelogram air suspension with 24,000 lb capacity

Shocks

Front: Bilstein
Rear: Hendrickson

Brakes

ABS: WABCO 4S/4M with ESC
Front: Air disc
Drive: Air drum

Steering

Comfort Drive™ steering assist system with manual tilt & telescoping column

Fuel System

Fuel Tank: 100 gallon with dual fill
DEF Tank: 10 gallon

Electrical System

12v electrical system
Batteries: Two 950 cca
Alternator: 210 amp

Cooling System

Rear-mounted radiator: parallel airflow system with low-profile radiator

Frame

Raised rail design for frame strength and basement storage

Tires

Michelin XRV 305/70R22.5 LRL

Wheels

(4) Aluminum wheels with Accu-Shield® Finish and dress kit
(2) Steel wheels on inside duals

Wheelbase

35': 212"
38': 248"

SERVICE AND SUPPORT.

Ensure the ultimate in RV safety with a well-maintained coach.

At Spartan RV Chassis, we understand that regular maintenance is key to ensuring your safety and the longevity of your coach. That's why we make it as convenient and easy as possible, with expert service and support available whenever you need it. And with our industry-leading comprehensive warranty program, you can rest assured you have the ultimate protection for your motorcoach investment.

The industry's best, most comprehensive warranty:

- **NEW!** 5-year/100,000-mile transferable warranty
- 20-year transferable warranty on frame and cross members
- 5-year/100,000-mile Cummins Engine warranty
- 5-year/200,000-mile Allison Transmission warranty
- 3 years complimentary roadside assistance from Coach Net®

24/7 service and support is just around the corner.

Sudden issues can emerge anytime; that's why our Spartan RV Chassis service network is just a call or click away. From routine checkups to unexpected repairs, our expert technicians ensure you're back on the road safely. Our commitment includes:

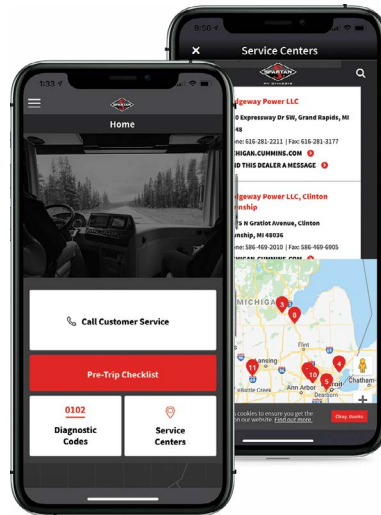
- access to hundreds of Spartan RV Chassis authorized service centers across North America
- RV chassis mobile mechanic services
- towing, fuel delivery, flat tire, jump start, lockout, and winching



spartanrvchassis.com/service-support

24/7

Spartan RV Chassis
Customer Care Service
and Support



Spartan Connected Care® mobile App

Download from Google Play
or on the App Store



EXTENDED FAMILY.

At Spartan RV Chassis, we're with you every mile of every journey. That's why we present a training program crafted to deliver expert guidance on chassis upkeep and maintenance.

Our all-encompassing syllabus covers everything from essential maintenance to on-road driving instruction, ensuring you're equipped with the proficiency and insight you need for every adventure.

Program Curriculum Includes:

- Chassis troubleshooting including:
 - Electrical
 - Air systems
 - Suspensions
 - Chassis maintenance
 - Weighing unit/tire pressure
- Spartan RV Chassis customer & product support/warranty information
- On-the-road drive time with a certified instructor
- Walk-around of coach with a qualified Spartan RV Chassis technician
- Factory tour
- Discounts on parts & accessories

Every Road. Every Adventure. Always Connected.

Signing up for the Spartan RV Chassis Connected Care® is easy!

Simply:

1. Go to your device's app store
2. Search for Spartan RV Connected Care
3. Download and enjoy


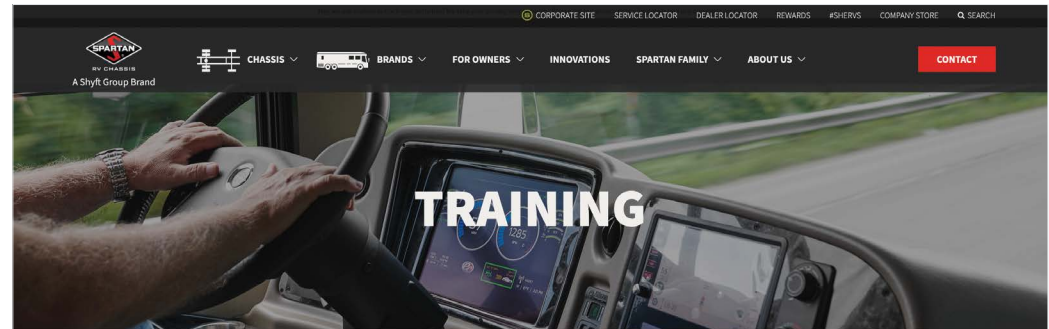
On-the-go resources include:

- Pre-trip inspection checklists
- Service center locations
- Diagnostic code references
- Owner training registration
- Maintenance schedules
- And much more!



ACADEMY

spartanrvchassis.com/training



LET US HELP

Finding the right Class A RV chassis can prompt some questions. Let us know how we can help you find the right fit.

[CONTACT US](#)

[CALL US](#)

25+

Training sessions annually

500+

Participants in 2021



Average survey rating





Aftermarket Solutions.

**When the road gets rough,
look for the Red Diamond.**

Elevate your RV experience with Red Diamond™ Aftermarket Solutions, Spartan RV Chassis' preferred partner. Our curated array of parts and accessories promise durability, safety, and performance.

Trust the Red Diamond™ specialists to deliver the pinnacle of aftermarket service and products, tailored for your motorcoach. From everyday enhancements to essential safety features, we're committed to ensuring your journeys are smooth, secure, and truly exceptional.

Red Diamond authorized products are available at all Spartan RV Chassis service centers.



reddiamondparts.com



RV CHASSIS

A Shyft Group™ Brand



CUSTOMER SERVICE: 800.543.4277

PARTS: 800.722.3025

SPARTANRVCHASSIS.COM