



RV CHASSIS

NEVER SETTLE.



RIDING UNDER NEWMAR COACHES





Tire Pressure Monitoring System

Spartan RV has incorporated TPMS into the digital dash to display tire pressure and temperature while the coach is in motion. Spartan RV also has kits available for your towed vehicle.



Safe Haul™

Spartan RV introduced Safe Haul™ to the motorhome industry in 2016. This factory installed system ensures your towed vehicle air brake system receives the right amount of air whenever the coach service brakes are applied.



17° Passive Steer Tag Axle

Spartan RV has the industry leading wheel cut on the tag axle. This system is designed to give you optimal turning radius and minimize tire scrub.



Torsion Control System

Spartan RV was the innovator of this system in 2013. This portion of the suspension system is designed to absorb the torque of the engine and keep the drive axle square.



Comfort Drive

Comfort Drive allows the driver to adjust the steering effort to their most comfortable level in various driving situations.



Custom Designed Digital Dash

The Spartan Connected Coach provides owners with a customizable digital dash that can be adjusted to meet your specific driving needs.



Advanced Protection Systems

Spartan RV's industry leading protection systems provide owners with comprehensive safety technology that helps you mitigate collision and keep you alert to your surroundings.



Premier Foundation

With a Spartan RV chassis, you know you are riding on the most robust frame and crossmember system in the industry.




Custom Built Shocks

High performance shocks that are designed for each specific model to ensure premium ride quality from the start of your journey until you reach your destination.



Independent Front Suspension

Spartan RV was the innovator of the IFS or the motor-home in 1996. Drive with confidence and comfort with best in class up to 20,000 lb. capacity.



PREMIER DRIVE.


Better Maneuverability.


A tighter turn radius gives superior maneuverability. The chassis is built to perform through corners and traverse terrain with stability. Even the on-the-go adjustable steering effort is designed to reduce driver fatigue and improve your ability to maneuver at slow speeds and park with ease.

- Front: Independent front air suspension up to 20,000lb capacity
- Tag: Passive steering tag axle up to 14,000 lb
- Custom Built Shocks

Better Suspension.

Spartan RV was the first Class A RV chassis manufacturer to introduce custom independent front suspension. We have stayed an industry leader in ride quality and handling throughout the years with custom-tuned shocks specifically for motor home applications that provide a smoother, more comfortable ride.





Torsion Control Rear Suspension System

- Creates a quieter, smoother ride
- Creates less sway and a more stable ride
- Offers roll stability for better handling around curves

50% Thicker Frame Rails

- Giving you the strongest foundation in the industry today
- Increased frame rail stiffness, providing a more stable ride
- Additional larger crossmembers to add to that premium foundation



THE INDUSTRY'S BEST CHASSIS BUILT, AROUND SAFETY AND TECHNOLOGY.

The Spartan Connected Coach™

The Spartan Connected Coach provides owners with a customizable glare free digital instrument panel that can be adjusted to meet your specific display needs.

Electronic Stability Control (ESC)

helps the driver maintain control of the coach in extreme steering maneuvers by automatically controlling individual brakes to help keep the coach moving in intended direction.

Hands-Free Phone & Media Controls

Comfort Drive

An electronic steer assist that allows the driver to adjust the steering effort to their most comfortable level in various driving situations.



2023 KING AIRE 45'

KING AIRE

Spartan Advanced Protection System®:

- Automatic Traction Control (ATC)
- Adaptive Cruise Control (ACC)
- Electronic Stability Control (ESC)
- Collision Mitigation System with Adaptive Cruise Control
- Mobileye® visual & audible lane departure warning
- Tire Pressure Monitoring System (TPMS)
- Spartan Safe Haul™ (The industry's premier factory-chassis integrated air supply for tow vehicle brake systems.)

Premium Features:

- Comfort Drive™ steering assist system w/ variable driver's effort control feature
- Power tilt & telescoping steering column
- Independent front suspension
- Electronic suspension control system with self-leveling feature including air compressor for extended stays
- Automatic heated moisture ejectors with color-coded lanyards
- Side-mounted service center

- Connected Coach™ 15 glare-free digital dash display
- Passive steer tag axle
- Headlamps with auto on/off feature
- Tilt Tank Drain Assist
- Heavy Haul trailer mode
- 3-stage engine compression brake
- 20,000 lb towing capacity
- SMART heated steering wheel with leather finish, phone, and media controls

- Spartan Passive Keyless Start
- Suspended adjustable pedals
- Memory setting controls for seat, mirrors, pedals, & steering column for drivers one and two
- Air disc brakes at all wheel positions
- Available CURT Spectrum™ trailer brake control

Specifications:

Engine

Cummins X15
 18.7 CFM Air Compressor
 1500 Watt Block Heater
 Peak HP: 605 hp @ 1,800 rpm
 Peak Torque: 1,950 lb-ft @ 1,150 rpm

Transmission

Allison 4000 MH

Chassis Ratings

GVWR: 54,000 lb
 Front GAWR: 20,000 lb
 Rear GAWR: 20,000 lb
 Tag GAWR: 14,000 lb
 GCWR: 74,000 lb

Suspension

Front: Independent front air suspension with 20,000 lb capacity
 Rear: Non-torque reactive parallelogram air suspension with 23,000 lb capacity
 Tag: Parallelogram air suspension and integrated passive steering tag axle with 14,000 lb capacity

Shocks

Front: Koni custom tuned
 Rear: Bilstein custom tuned
 Tag: Bilstein custom tuned

Brakes

ABS: WABCO 6S/6M with electronic stability control (ESC)
 Front: Air disc
 Drive: Air disc
 Tag: Air disc

Steering

Comfort Drive Steering assist system
 Column: Comfort Drive w/ tilt & telescope

Fuel System

Fuel Tank: 165 gallon with dual fill
 DEF Tank: 15 gallon with dual fill

Electrical System

12v electrical system
 Batteries: Two 950 cca
 Alternator: 350 amp

Cooling System

Side-mounted radiator: parallel airflow system with low-profile radiator

Frame

Raised rail design for frame strength and basement storage

Tires

Front: Michelin XZA 365/70R22.5 LRL
 Rear: Michelin X Line Energy Z 315/80R22.5 LRL
 Tag: Michelin X Line Energy Z 315/80R22.5 LRL

Wheels

(6) Aluminum wheels with Dura-Bright® finish and dress kit
 (2) Steel wheels on inside duals

Wheelbase

292 + 48"



2023 ESSEX 45'

ESSEX

Spartan Advanced Protection System®:

- Automatic Traction Control (ATC)
- Collision Mitigation System with Adaptive Cruise Control
- Electronic Stability Control (ESC)
- Mobileye® Visual & audible lane departure warning
- Tire Pressure Monitoring System (TPMS)
- Spartan Safe Haul™ (The industry's premier factory-chassis integrated air supply for tow vehicle brake systems.)

Premium Features:

- Comfort Drive™ steering assist system w/ variable driver's effort control feature
- Power tilt & telescoping steering column
- Independent front suspension
- Electronic suspension control system with self-leveling feature including air compressor for extended stays
- Automatic heated moisture ejectors with color-coded lanyards
- Side-mounted service center
- Connected Coach™ glare-free digital dash display
- Passive steer tag axle
- Headlamps with auto on/off feature
- Tilt Tank Drain Assist
- Heavy Haul trailer mode
- 3-stage engine compression brake
- 20,000 lb towing capacity
- SMART steering wheel with wood grain, leather details, phone and media controls
- Spartan Passive Keyless Start
- Suspended adjustable pedals
- Memory setting controls for seat, mirrors, pedals, & steering column for drivers one and two
- Air disc brakes at all wheel positions
- Available CURT Spectrum™ trailer brake control

Specifications:

Engine

Cummins X15
 18.7 CFM Air Compressor
 1500 Watt Block Heater
 Peak HP: 605 hp @ 1,800 rpm
 Peak Torque: 1,950 lb-ft @ 1,150 rpm

Transmission

Allison 4000 MH

Chassis Ratings

GVWR: 54,000 lb
 Front GAWR: 20,000 lb
 Rear GAWR: 20,000 lb
 Tag GAWR: 14,000 lb
 GCWR: 74,000 lb

Suspension

Front: Independent front air suspension with 20,000 lb capacity
 Rear: Non-torque reactive parallelogram air suspension with 23,000 lb capacity
 Tag: Parallelogram air suspension & integrated passive steering tag axle with 14,000 lb capacity

Shocks

Front: Koni custom tuned
 Rear: Bilstein custom tuned
 Tag: Bilstein custom tuned

Brakes

ABS: WABCO 6S/6M with ESC
 Front: Air disc
 Drive: Air disc
 Tag: Air disc

Steering

Comfort Drive Steering assist system
 Column: Comfort Drive w/ tilt & telescope

Fuel System

Fuel Tank: 150 gallon with dual fill
 DEF Tank: 15 gallon with dual fill

Electrical System

12v electrical system
 Batteries: Two 950 cca
 Alternator: 270 amp

Cooling System

Side-mounted radiator: parallel airflow system with low-profile radiator

Frame

Raised rail design for frame strength and basement storage

Tires

Front: Michelin XZA 365/70R22.5 LRL
 Rear: Michelin X Line Energy Z 315/80R22.5 LRL
 Tag: Michelin X Line Energy Z 315/80R22.5 LRL

Wheels

(6) Aluminum wheels with Dura-Bright® finish and dress kit
 (2) Steel wheels on inside duals

Wheelbase

292" + 48" tag



2023 LONDON AIRE 45'

LONDON AIRE

Spartan Advanced Protection System®:

- Automatic Traction Control (ATC)
- Adaptive Cruise Control (ACC)
- Electronic Stability Control (ESC)
- Collision Mitigation System with Adaptive Cruise Control
- Mobileye® visual & audible lane departure warning
- Tire Pressure Monitoring System (TPMS)
- Spartan Safe Haul™ (The industry's premier factory-chassis integrated air supply for tow vehicle brake systems.)

Premium Features:

- Comfort Drive™ steering assist system w/ variable driver's effort control feature
- Independent front suspension
- Electronic suspension control system with self-leveling feature including air compressor for extended stays
- Automatic heated moisture ejectors with color-coded lanyards
- Side-mounted service center
- Connected Care™ glare-free digital dash display
- Headlamps with auto on/off feature
- Heavy Haul trailer mode
- Air disc brakes at all wheel positions
- Tilt Tank Drain Assist
- Passive steer tag axle
- 3-stage engine compression brake
- 20,000 lb towing capacity
- SMART steering wheel with leather finish, phone & media controls
- Spartan Passive Keyless Start
- Suspended adjustable pedals
- Available CURT™ trailer brake controller

Specifications:

Engine

Cummins X15
 18.7 CFM Air Compressor
 1500 Watt Block Heater
 Peak HP: 605 hp @ 1,800 rpm
 Peak Torque: 1,950 lb-ft @ 1,150 rpm

Transmission

Allison 4000 MH

Chassis Ratings

GVWR: 54,000 lb
 Front GAWR: 20,000 lb
 Rear GAWR: 20,000 lb
 Tag GAWR: 14,000 lb
 GCWR: 74,000 lb

Suspension

Front: Independent front air suspension with 20,000 lb capacity
 Rear: Non-torque reqactive paralleloram air suspension with 23,000 lb capacity
 Tag: Parallelogram air suspension and integrated passive steering tag axle with 14,000 lb capacity

Shocks

Front: Koni custom tuned
 Rear: Bilstein custom tuned
 Tag: Bilstein custom tuned

Brakes

ABS: WABCO 6S/6M w/ electronic stability control
 Front: Air disc
 Drive: Air disc
 Tag: Air disc

Steering

Comfort Drive Steering assist system
 Column: Comfort Drive w/ tilt & telescope

Fuel System

Fuel Tank: 150 gallon with dual fill
 DEF Tank: 15 gallon with dual fill

Electrical System

12v electrical system
 Batteries: Two 950 cca
 Alternator: 210 amp

Cooling System

Side-mounted radiator: parallel airflow system with low-profile radiator

Frame

Raised rail design for frame strength and basement storage

Tires

Front: Michelin XZA 365/70R22.5 LRL
 Rear: Michelin X Line Energy Z 315/80R22.5 LRL
 Tag: Michelin X Line Energy Z 315/80R22.5 LRL

Wheels

(6) Aluminum wheels with Dura-bright® finish and dress kit
 (2) Steel wheels on inside duals

Wheelbase

292" + 48" tag



2023 MOUNTAIN AIRE 41' & 45'

MOUNTAIN AIRE

Spartan Advanced Protection System:

- Automatic Traction Control (ATC)
- Adaptive Cruise Control (ACC)
- Electronic Stability Control (ESC)
- Collision Mitigation System with Adaptive Cruise Control
- Mobileye® visual & audible lane departure warning
- Tire Pressure Monitoring System (TPMS)
- Spartan Safe Haul™ (The industry's premier factory-chassis integrated air supply for tow vehicle brake systems.)

Premium Features:

- Comfort Drive™ steering assist system w/ variable driver's effort control feature
- Independent front suspension
- Electronic suspension control system with self-leveling feature including air compressor for extended stays
- Automatic heated moisture ejectors with color-coded lanyards
- Side-mounted service center
- Connected Care™ glare-free digital dash display
- Headlamps with auto on/off feature
- Air disc brakes at all wheel positions
- Passive steer tag axle
- 3-stage engine compression brake
- 15,000 lb towing capacity
- SMART steering wheel with leather finish, phone & media controls
- Spartan Passive Keyless Start
- Suspended adjustable pedals
- Available CURT™ trailer brake controller

Specifications:

Engine

Cummins X12
 18.7 CFM Air Compressor
 1500 Watt Block Heater
 Peak HP: 500 hp @ 1,900 rpm
 Peak Torque: 1,695 lb-ft @ 1,000 rpm

Transmission

Allison 4000 MH

Chassis Ratings

GVWR: 54,000 lb
 Front GAWR: 20,000 lb
 Rear GAWR: 20,000 lb
 Tag GAWR: 14,000 lb
 GCWR: 69,000 lb

Suspension

Front: Independent front air suspension with 20,000 lb capacity
 Rear: Non-torque reqactive paralleloram air suspension with 23,000 lb capacity
 Tag: Parallelogram air suspension and integrated passive steering tag axle with 14,000 capacity

Shocks

Front: Koni custom tuned
 Rear: Bilstein custom tuned
 Tag: Bilstein custom tuned

Brakes

ABS: WABCO 6S/6M with ESC
 Front: Air disc
 Drive: Air disc
 Tag: Air disc

Steering

Comfort Drive Steering assist system
 Column: Comfort Drive w/ tilt & telescope

Fuel System

Fuel Tank: 150 gallon with dual fill
 DEF Tank: 15 gallon with dual fill

Electrical System

12v electrical system
 Batteries: Two 950 cca
 Alternator: 210 amp

Cooling System

Side-mounted radiator: parallel airflow system with low-profile radiator

Frame

Raised rail design for frame strength and basement storage

Tires

Front: Michelin XZA 365/70R22.5 LRL
 Rear: Michelin X Line Energy Z 315/80R22.5 LRL
 Tag: Michelin X Line Energy Z 315/80R22.5 LRL

Wheels

(4) Aluminum wheels with Dura-Bright® finish and dress kit
 (2) Steel wheels on inside duals

Wheelbase

41' 258" + 48 tag
 45' 294" + 48 tag



2023 NEW AIRE 35'

NEW AIRE

Spartan Advanced Protection System®:

- Spartan Safe Haul™ (The industry's premier factory-chassis integrated air supply for tow vehicle brake systems.)
- Collision Mitigation System with Adaptive Cruise Control
- Electronic Stability Control (ESC)
- Automatic Traction Control (ATC)
- Tire Pressure Monitoring System (TPMS)
- Mobileye® visual & audible lane departure warning

Premium Features:

- Comfort Drive™ steering assist system with variable drivers effort control feature
- Independent front suspension
- Automatic heated moisture enjectors with color-coded lanyards
- Side-mounted service center
- Connected Coach™ 15" glare-free digital dash display
- Variable Geometry Turbo (VGT), exhaust brake
- 10,000 lb towing capacity
- SMART steering wheel with leather finish, phone & media controls
- Air drum brakes at all wheel positions
- Headlamps with auto on/off feature

Specifications:

Engine

Cummins L9
 18.7 CFM Air Compressor
 1000 Watt Block Heater
 Peak HP: 450 hp @ 2,100 rpm
 Peak Torque: 1,250 lb-ft @ 1,400 rpm

Transmission

Allison 3000 MH

Chassis Ratings

GVWR: 38,600 lb
 Front GAWR: 14,600 lb
 Rear GAWR: 24,000 lb
 GCWR: 48,600 lb

Suspension

Front: Independent front air suspension with 14,600 lb capacity
 Rear: Non-torque reactive parallelogram air suspension with 24,000 lb capacity

Shocks

Front: 46mm
 Rear: 46mm

Brakes

ABS: WABCO 4S/4M with ESC
 Front: Air disc
 Drive: Air drum

Steering

Comfort Drive Steering assist system
 Column: Comfort Drive w/ tilt & telescope

Fuel System

Fuel Tank: 90 gallon with dual fill
 DEF Tank: 15 gallon

Electrical System

12v electrical system
 Batteries: Two 950 cca
 Alternator: 240 amp

Cooling System

Side-mounted radiator: parallel airflow system with low-profile radiator

Frame

Straight frame prep for star foundation

Tires

Front: Michelin XRV 305/70R22.5 LRL
 Rear: Michelin XRV 305/70R22.5 LRL

Wheels

(4) Aluminum wheels with Accu-Shield® finish and dress kit
 (2) Steel wheels on inside duals

Wheelbase

226"



2023 DUTCH STAR 40' & 43'

DUTCH STAR

Spartan Advanced Protection System:

- Spartan Safe Haul™ (The industry's premier factory-chassis integrated air supply for tow vehicle brake systems.)
- Collision Mitigation System with Adaptive Cruise Control
- Electronic Stability Control (ESC)
- Automatic Traction Control (ATC)
- Tire Pressure Monitoring System (TPMS)
- Mobileye® visual & audible lane departure warning

Premium Features:

- Comfort Drive™ steering assist system with variable driver's effort control feature
- Independent front suspension
- Automatic heated moisture ejectors with color-coded lanyards
- Side-mounted service center
- Connected Care™ glare-free digital dash display
- Passive steer tag axle
- 15,000 lb towing capacity
- SMART steering wheel with leather finish, phone & media controls
- Suspended adjustable pedals
- Headlamps with auto on/off feature

Specifications:

Engine

Cummins L9
 18.7 CFM Air Compressor
 1,000 Watt Block Heater
 Peak HP: 450 hp @ 2,100 rpm
 Peak Torque: 1250 lb-ft @ 1,400 rpm

Transmission

Allison 3000 MH

Chassis Ratings

40'	GVWR:	49,000 lb
	Front GAWR:	17,000 lb
	Rear GAWR:	20,000 lb
	GCWR:	64,000 lb
43'	GVWR:	52,000 lb
	Front GAWR:	20,000 lb
	Rear GAWR:	20,000 lb
	GCWR:	67,000 lb
40' & 43'	Tag:	12,000 lb

Suspension

40' Front: Independent front air with 17,000 lb capacity
 43' Front: Independent front air with 20,000 lb capacity
 Rear: Non-torque air suspension with 20,000 lb capacity
 Tag: Parallelogram air suspension and integrated passive steering tag axle with 14,000 lb capacity

Shocks

40' Front: Bilstein custom tuned
 43' Front: Koni custom tuned
 Rear: Bilstein custom tuned
 Tag: Bilstein custom tuned

Brakes

ABS: WABCO 6S/6M with ESC
 Front: Air disc
 Drive: Air drum
 Tag: Air drum

Steering

Comfort Drive Steering assist system
 Column: Comfort Drive w/ tilt & telescope

Fuel System

40'
 Fuel Tank: 100 gallon with dual fill
 DEF Tank: 15 gallon with dual fill
 43'
 Fuel Tank: 150 gallon with dual fill
 DEF Tank: 15 gallon with dual fill

Electrical System

12v electrical system
 Batteries: Two 950 cca
 Alternator: 210 amp

Cooling System

Side-mounted radiator: parallel airflow system with low-profile radiator

Frame

Raised rail design for frame strength and basement storage

Tires

40'
 Front: Michelin X Line Energy Z 315/80R22.5 LRL
 Rear: Michelin X Line Energy Z 315/80R22.5LRL
 Tag: Michelin X Line Energy Z 315/80R22.5LRL
 43'
 Front: Michelin XZA 365/70R22.5 LRH
 Rear: Michelin X Line Energy Z 315/80R22.5LRL
 Tag: Michelin X Line Energy Z 315/80R22.5LRL

Wheels

(6) Aluminum wheels with polished finish and dress kit
 (2) Steel wheels on inside duals

Wheelbase

40': 252" + 48 tag
 43': 288" + 48 tag



VENTANA

2023 VENTANA 40' & 43'

Spartan Advanced Protection System®:

- Spartan Safe Haul™ (The industry's premier factory-chassis integrated air supply for tow vehicle brake systems.)
- Mobileye® visual & audible lane departure warning

Premium Features:

- Comfort Drive™ steering assist system with variable drivers effort control feature
- Automatic heated moisture injectors with color-coded lanyards
- Side-mounted service center
- Connected Coach™ glare-free digital dash display
- Pasive steer tag axle
- 15,000 lb towing capacity
- 3-stage engine compression brake
- SMART steering wheel with leather finish, phone & media controls

Specifications:

Engine

Cummins L9
 18.7 CFM Air Compressor
 1000 Watt Block Heater
 Peak HP: 400 hp @ 2,100 rpm
 Peak Torque: 1,250 lb-ft @ 1,400 rpm

Transmission

Allison 3000 MH

Chassis Ratings

40'	GWR:	44,200 lb
	Front GAWR:	14,200 lb
	GCWR:	59,200 lb
43'	GWR:	46,000 lb
	Front GAWR:	16,000 lb
	GCWR:	61,000 lb
40' & 43'	Tag GAWR:	10,000 lb
	Rear GAWR:	20,000 lb

Suspension

40' Front: Integrated front air with 14,600 lb capacity
 43' Front: Integrated front air with 16,000 lb capacity
 Rear: Non-torque air suspension with 20,000 lb capacity
 Tag: Parallelogram air suspension and integrated passive steering tag axle with 10,000 lb capacity

Shocks

Front: 46mm
 Rear: 46mm
 Tag: 46mm

Brakes

ABS: WABCO 6S/6M
 Front: Air disc
 Drive: Air drum
 Tag: Air drum

Steering

Comfort Drive Steering assist system
 Column: Comfort Drive w/ tilt & telescope

Fuel System

Fuel Tank: 100 gallon with dual fill
 DEF Tank: 10 gallon with dual fill

Electrical System

12v electrical system
 Batteries: Two 950 cca
 Alternator: 210 amp

Cooling System

Rear-mounted radiator: parallel airflow system with low-profile radiator

Frame

Straight frame prep for star foundation

Tires

40' Michelin XRV 305/70R22.5 LRL
 43': Michelin X Line Energy Z 315/80R22.5 LRL

Wheels

(6) Aluminum wheels with Accu-Shield® finish and dress kit
 (2) Steel wheels on inside duals

Wheelbase

40': 245" + 48" tag
 43': 281" + 48" tag



VENTANA

2023 VENTANA 34' & 37'

Spartan Advanced Protection System:

- Spartan Safe Haul™ (The industry's premier factory-chassis integrated air supply for tow vehicle brake systems.)
- Mobileye® visual & audible lane departure warning

Premium Features:

- Single moisture ejector on wet tank with color-coded lanyards
- Side-mounted service center
- 10,000 lb towing capacity
- SMART steering wheel with leather finish, phone & media controls
- Steering wheel mounted controls for radio & phone
- Connected Coach™ with glare-free digital dash 12.3" display
- Suspended adjustable pedals
- Hands free phone controls

Specifications:

Engine

Cummins B6.7
 18.7 CFM Air Compressor
 750 Watt Block Heater
 Peak HP: 360 hp @ 2,400 rpm
 Peak Torque: 800 lb-ft @ 1,800 rpm

Transmission

Allison 3000 MH

Chassis Ratings

34'	GWR:	37,000 lb
	Front GAWR:	14,000 lb
	Rear GAWR:	23,000 lb
	GCWR:	47,000 lb
37'	GWR:	38,200 lb
	Front GAWR:	14,200 lb
	Rear GAWR:	24,000 lb
	GCWR:	48,200 lb

Suspension

34' Front: Integrated front air and steer axle system with 14,000 lb capacity
 37' Front: Integrated front air and steer axle system with 14,200 lb capacity

34' Rear: Non-torque air suspension with 23,000 lb capacity
 37' Rear: Non-torque air suspension with 24,000 lb capacity

Shocks

Front: 46mm
 Rear: 46mm

Brakes

ABS: WABCO 4S/4M
 Front: Air disc
 Drive: Air drum

Steering

Comfort Drive Steering assist system
 Column: Comfort Drive w/ tilt & telescope

Fuel System

Fuel Tank: 100 gallon
 DEF Tank: 10 gallon

Electrical System

12v electrical system
 Batteries: Two 950 cca
 Alternator: 210 amp

Cooling System

Rear-mounted radiator: parallel airflow system with low-profile radiator

Frame

Raised rail design for frame strength and basement storage

Tires

Michelin XRV 305/70R22.5 LRL

Wheels

(4) Aluminum wheels with Accu-Shield® Finish and dress kit
 (2) Steel wheels on inside duals

Wheelbase

34': 206"
 37': 242"

SPARTAN RV IS HERE TO MAKE EVERY ADVENTURE WORRY-FREE.

Spartan RV Chassis recognizes that a key to RV safety is keeping your vehicle well-maintained. For that reason, we provide the industry's best warranty program while making it as convenient and easy as possible to conduct regular maintenance.

Best-in-class warranty:

- 5-year/75,000-mile transferable warranty on all Newmar products built on a Spartan RV chassis
- 20-year transferable warranty on frame and cross members
- 5-year/100,000-mile Cummins engine warranty
- 5-year/200,000-mile Allison Transmission warranty
- 3 years of complimentary roadside assistance from Coach-Net®

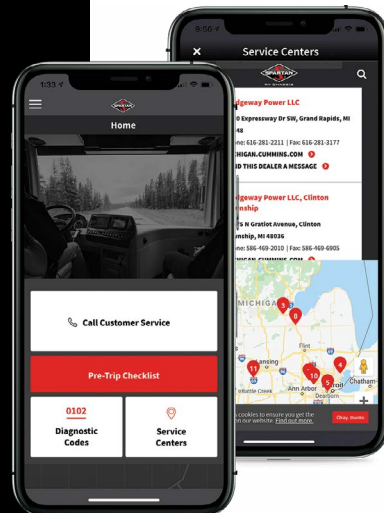
24/7 service and support is just around the corner.

Your adventures on the road don't always happen from 9 a.m. to 5 p.m. Spartan RV Service and Support is just a phone call or click away to make traveling easy on your mind.

- access to over 300 Spartan RV authorized service centers
- motor home mobile mechanic services
- engine warranty
- towing, fuel delivery, flat tire, jump start, lockout, and winching

spartanrvchassis.com/Newmar

spartanrvchassis.com/service-support



Spartan RV Connected Care® App

24/7

Spartan RV Customer Care
Service and Support

Download from google play
or on the app store






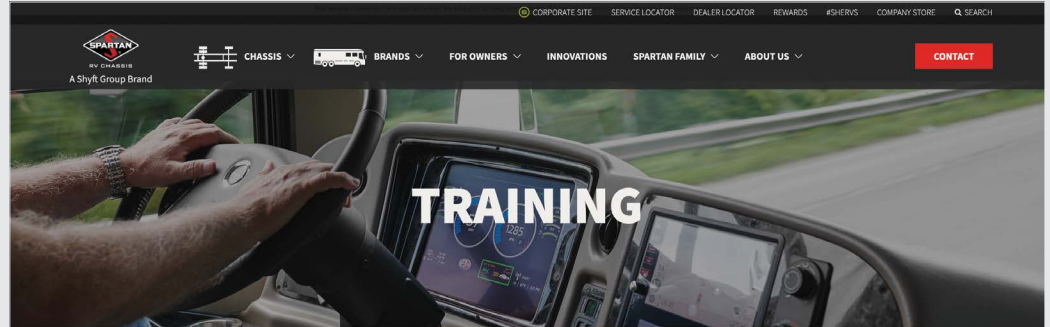
ACADEMY

spartanrvchassis.com/training

Know the Road: Spartan RV Owner Training Academy.

To help your coach ownership run safely and smoothly, we developed The Spartan Academy, a comprehensive training program that teaches you the ins and outs of:

- Chassis troubleshooting including:
 - Electrical
 - Air systems
 - Suspensions
- Chassis maintenance
- Weighing unit/tire pressure
- Spartan RV customer & product support/warranty information
- On-the-road drive time with a certified instructor
- Walk-around of coach with a qualified Spartan RV chassis technician
- Factory tour
- Discounts on parts & accessories



LET US HELP

Finding the right Class A RV chassis can prompt some questions. Let us know how we can help you find the right fit.

CONTACT US

CALL US

25+

Ongoing trainings

500+

Participants in 2020



Survey Rating



youtube.com/c/SpartanSpecialtyVehicles/featured



Boldly go ▶

Wherever the road takes you.



AFTERMARKET PRODUCT SUPPORT



MAIN: 517.543.6400
SPARTAN PARTS: 800.722.3025

CUSTOMER SERVICE: 800.543.4277
DEALER SERVICE: 800.393.8861

SPARTANRVCHASSIS.COM