



RV CHASSIS



NEVER SETTLE.



RIDING UNDER NEWMAR COACHES




Tire Pressure Monitoring System

Spartan RV has incorporated TPMS into the digital dash to display tire pressure and temperature while the coach is in motion. Spartan RV also has kits available for your towed vehicle.



Safe Haul™

Spartan RV introduced Safe Haul™ to the motorhome industry in 2016. This factory installed system ensures your towed vehicle air brake system receives the right amount of air whenever the coach service brakes are applied.



17° Passive Steer Tag Axle

Spartan RV has the industry leading wheel cut on the tag axle. This system is designed to give you optimal turning radius and minimize tire scrub.



Torsion Control System

Spartan RV was the innovator of this system in 2013. This portion of the suspension system is designed to absorb the torque of the engine and keep the drive axle square.



Comfort Drive

Comfort Drive allows customer to adjust their level of comfort in different driving situations.



Custom Designed Digital Dash

The Spartan Connected Coach provides owners with a customizable digital dash that can be adjusted to meet your specific driving needs.



Advanced Protection Systems

Spartan RV's industry leading protection systems provide owners with comprehensive safety technology that helps you mitigate collision and keep you alert to your surroundings.



Premier Foundation

With a Spartan RV chassis, you know you are riding on the most robust frame and crossmember system in the industry.




Bilstein® Shocks

High performance GAS shock that will maintain ride quality for the duration of your trip vs. an oil bath shock that can lose compression as the oil heats up.



Independent Front Suspension

Spartan RV was the innovator of the IFS for the Motorhome industry in 1996. Drive with confidence and comfort with best in class up to 20,000-pound capacity.



THE PREMIER FOUNDATION.

Better Maneuverability.


A tighter turn radius gives superior maneuverability. The chassis is built to perform through corners and traverse terrain with stability. Even the on-the-go adjustable steering wheel is designed to reduce driver fatigue and improve your ability to maneuver at slow speeds and park with ease.

- Front: Independent front air suspension up to 20,000lb capacity
- Tag: Parallelogram air suspension and integrated passive steering tag axle with 14,000 lb capacity
- Bilstein Shocks

Better Suspension.

We were the first Class A RV chassis maker to introduce custom independent front suspension, and have stayed the leader in ride quality and handling throughout the years with race-inspired Bilstein shocks for a smoother, more comfortable ride.





Torsion Control Rear Suspension System

- Creates a quieter, smoother ride
- Creates less sway and a more stable ride
- Offers roll stability for better handling around curves

50% Thicker Frame Rails

- Giving you the strongest foundation in the industry today
- Increased frame rail stiffness, providing a more stable ride
- Additional larger crossmembers to add to that premium foundation



THE INDUSTRY'S BEST CHASSIS BUILT, AROUND SAFETY AND TECHNOLOGY.

The Spartan Connected Coach™

The Spartan Connected Coach provides owners with a customizable digital instrument panel that can be adjusted to meet your specific display needs.

Electronic Stability Control (ESC)

helps the driver maintain control of the coach in extreme steering maneuvers by automatically controlling individual brakes to help keep the coach moving in intended direction.

Hands-Free Phone Controls

Comfort Drive

An electronic steer assist that allows the customer to adjust their level of comfort in different driving situations.

Advanced Protection System

- Tire Pressure Monitoring System
- Automatic Traction Control (ATC)
- Adaptive Cruise Control
- Electronic Stability Control (ESC)
- Collision Mitigation System
- SafeHaul™
- Hands-Free Phone Controls

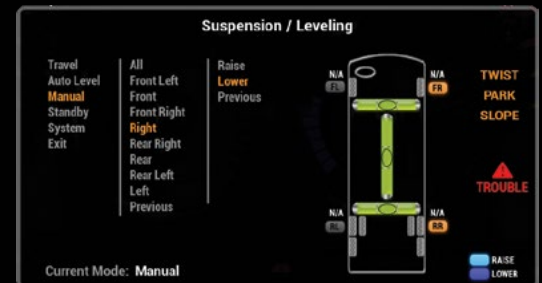
*Systems May Vary Per Model



Spartan RV's Connected Coach™ digital dash system combines an intuitive interface with custom graphics and information, plus the convenience of keyless entry and push-button start technology.



Lane departure warning system with sign and pedestrian recognition, low visibility indication.



Electronic ride height and air leveling system integrated into the digital dash.



2022 NEWMAR KING AIRE 45'

KING AIRE

Spartan Advanced Protection System®:

- Automatic Traction Control (ATC)
- Adaptive Cruise Control (ACC)
- Electronic Stability Control (ESC)
- Collision Mitigation System with Adaptive Cruise Control
- Lane departure warning
- Tire Pressure Monitoring System (TPMS)
- Spartan Safe Haul™ (The industry's premier factory-chassis integrated air supply for tow vehicle brake systems.)

Specifications:

Engine

Cummins X15
18.7 CFM Air Compressor
1500 Watt Block Heater
Peak HP: 605 hp @ 1,800 rpm
Peak Torque: 1,950 lb-ft @ 1,150 rpm

Transmission

Allison 4000 MH

Chassis Ratings

GVWR: 54,000 lb
Front GAWR: 20,000 lb
Rear GAWR: 20,000 lb
Tag GAWR: 14,000 lb
GCWR: 74,000 lb

Suspension

Front: Independent front air suspension with 20,000 lb capacity
Rear: Non-torque reactive parallelogram air suspension with 23,000 lb capacity
Tag: Parallelogram air suspension and integrated passive steering tag axle with 14,000 lb capacity

Premium Features:

- Comfort Drive™ steering assist system w/ variable driver's effort control feature
- Power tilt & telescoping steering column
- Independent front suspension
- Electronic suspension control system with self-leveling feature including air compressor for extended stays
- Automatic heated moisture ejectors with color-coded lanyards
- Side-mounted service center
- Connected Coach™ digital dash display
- Passive steer tag axle
- Heavy Haul trailer mode
- 3-stage engine compression brake
- 20,000 lb towing capacity
- SMART heated steering wheel w/ leather details & phone controls
- Spartan Passive Keyless Start
- Suspended adjustable pedals
- Memory setting controls for seat, mirrors, pedals, & steering column for drivers one and two
- Air disc brakes at all wheel positions
- Available CURT Spectrum™ trailer brake control

Bilstein Shocks

Front: 60mm
Rear: 46mm
Tag: 46mm

Brakes

ABS: WABCO 6S/6M with electronic stability control (ESC)
Front: Air disc
Drive: Air disc
Tag: Air disc

Steering

Comfort Drive Steering assist system
Column: Comfort Drive w/ tilt & telescope

Fuel System

Fuel Tank: 200 gallon with dual fill
DEF Tank: 15 gallon with dual fill

Electrical System

12v electrical system
Batteries: Two 950 cca
Alternator: 350 amp

Cooling System

Side-mounted radiator: parallel airflow system with low-profile radiator

Frame

Raised rail design for frame strength and basement storage

Tires

Front: Michelin XZA 365/70R22.5 LRL
Rear: Michelin X Line Energy Z 315/80R22.5 LRL
Tag: Michelin X Line Energy Z 315/80R22.5 LRL

Wheels

(6) Aluminum wheels with Dura-Bright® finish and dress kit
(2) Steel wheels on inside duals

Wheelbase

292 + 48"



2022 NEWMAR ESSEX 45'

ESSEX

Spartan Advanced Protection System®:

- Automatic Traction Control (ATC)
- Collision Mitigation System with Adaptive Cruise Control
- Electronic Stability Control (ESC)
- Lane departure warning
- Tire Pressure Monitoring System (TPMS)
- Spartan Safe Haul™ (The industry's premier factory-chassis integrated air supply for tow vehicle brake systems.)

Premium Features:

- Comfort Drive™ steering assist system w/ variable driver's effort control feature
- Power tilt & telescoping steering column
- Independent front suspension
- Electronic suspension control system with self-leveling feature including air compressor for extended stays
- Automatic heated moisture ejectors with color-coded lanyards
- Side-mounted service center
- Connected Coach™ digital dash display
- Passive steer tag axle
- Heavy Haul trailer mode
- 3-stage engine compression brake
- 20,000 lb towing capacity
- SMART heated steering wheel w/ leather details & phone controls
- Spartan Passive Keyless Start
- Suspended adjustable pedals
- Memory setting controls for seat, mirrors, pedals, & steering column for drivers one and two
- Air disc brakes at all wheel positions
- Available CURT Spectrum™ trailer brake control

Specifications:

Engine

Cummins X15
18.7 CFM Air Compressor
1500 Watt Block Heater
Peak HP: 605 hp @ 1,800 rpm
Peak Torque: 1,950 lb-ft @ 1,150 rpm

Transmission

Allison 4000 MH

Chassis Ratings

GVWR: 54,000 lb
Front GAWR: 20,000 lb
Rear GAWR: 20,000 lb
Tag GAWR: 14,000 lb
GCWR: 74,000 lb

Suspension

Front: Independent front air suspension with 20,000 lb capacity
Rear: Non-torque reactive parallelogram air suspension with 23,000 lb capacity
Tag: Parallelogram air suspension & integrated passive steering tag axle with 14,000 lb capacity

Bilstein Shocks

Front: 60mm
Rear: 46mm
Tag: 46mm

Brakes

ABS: WABCO 6S/6M with ESC
Front: Air disc
Drive: Air disc
Tag: Air disc

Steering

Comfort Drive Steering assist system
Column: Comfort Drive w/ tilt & telescope

Fuel System

Fuel Tank: 150 gallon with dual fill
DEF Tank: 15 gallon with dual fill

Electrical System

12v electrical system
Batteries: Two 950 cca
Alternator: 270 amp

Cooling System

Side-mounted radiator: parallel airflow system with low-profile radiator

Frame

Raised rail design for frame strength and basement storage

Tires

Front: Michelin XZA 365/70R22.5 LRL
Rear: Michelin X Line Energy Z 315/80R22.5 LRL
Tag: Michelin X Line Energy Z 315/80R22.5 LRL

Wheels

(6) Aluminum wheels with Dura-Bright® finish and dress kit
(2) Steel wheels on inside duals

Wheelbase

292" + 48" tag



2022 NEWMAR LONDON AIRE 45'

LONDON AIRE

Spartan Advanced Protection System®:

- Automatic Traction Control (ATC)
- Adaptive Cruise Control (ACC)
- Electronic Stability Control (ESC)
- Collision Mitigation System with Adaptive Cruise Control
- Lane departure warning
- Tire Pressure Monitoring System (TPMS)
- Spartan Safe Haul™ (The industry's premier factory-chassis integrated air supply for tow vehicle brake systems.)

Premium Features:

- Comfort Drive™ steering assist system w/ variable driver's effort control feature
- Independent front suspension
- Electronic suspension control system with self-leveling feature including air compressor for extended stays
- Automatic heated moisture ejectors with color-coded lanyards
- Side-mounted service center
- Connected Care™ digital dash display
- Passive steer tag axle
- 3-stage engine compression brake
- 20,000 lb towing capacity
- SMART steering wheel with leather finish & phone controls
- Spartan Passive Keyless Start
- Suspended adjustable pedals
- Available CURT™ trailer brake controller

Specifications:

Engine

Cummins X15
18.7 CFM Air Compressor
1500 Watt Block Heater
Peak HP: 605 hp @ 1,800 rpm
Peak Torque: 1,950 lb-ft @ 1,150 rpm

Transmission

Allison 4000 MH

Chassis Ratings

GVWR: 54,000 lb
Front GAWR: 20,000 lb
Rear GAWR: 20,000 lb
Tag GAWR: 14,000 lb
GCWR: 74,000 lb

Suspension

Front: Independent front air suspension with 20,000 lb capacity
Rear: Non-torque reqactive paralleloram air suspension with 23,000 lb capacity
Tag: Parallelogram air suspension and integrated passive steering tag axle with 14,000 lb capacity

Bilstein Shocks

Front: 60mm
Rear: 46mm
Tag: 46mm

Brakes

ABS: WABCO 6S/6M w/ electronic stability control
Front: Air disc
Drive: Air disc
Tag: Air disc

Steering

Comfort Drive Steering assist system
Column: Comfort Drive w/ tilt & telescope

Fuel System

Fuel Tank: 150 gallon with dual fill
DEF Tank: 15 gallon with dual fill

Electrical System

12v electrical system
Batteries: Two 950 cca
Alternator: 210 amp

Cooling System

Side-mounted radiator: parallel airflow system with low-profile radiator

Frame

Raised rail design for frame strength and basement storage

Tires

Front: Michelin XZA 365/70R22.5 LRL
Rear: Michelin X Line Energy Z 315/80R22.5 LRL
Tag: Michelin X Line Energy Z 315/80R22.5 LRL

Wheels

(6) Aluminum wheels with Dura-bright® finish and dress kit
(2) Steel wheels on inside duals

Wheelbase

292" + 48" tag



2022 NEWMAR MOUNTAIN AIRE 41' & 45'

Spartan Advanced Protection System:

- Automatic Traction Control (ATC)
- Adaptive Cruise Control (ACC)
- Electronic Stability Control (ESC)
- Collision Mitigation System with Adaptive Cruise Control
- Lane departure warning
- Tire Pressure Monitoring System (TPMS)
- Spartan Safe Haul™ (The industry's premier factory-chassis integrated air supply for tow vehicle brake systems.)

Premium Features:

- Comfort Drive™ steering assist system w/ variable driver's effort control feature
- Independent front suspension
- Electronic suspension control system with self-leveling feature including air compressor for extended stays
- Automatic heated moisture ejectors with color-coded lanyards
- Side-mounted service center
- Connected Care™ digital dash display
- Passive steer tag axle
- 3-stage engine compression brake
- 15,000 lb towing capacity
- SMART steering wheel with leather finish & phone controls
- Spartan Passive Keyless Start
- Suspended adjustable pedals
- Available CURT™ trailer brake controller

Specifications:

Engine

Cummins X12
18.7 CFM Air Compressor
1500 Watt Block Heater
Peak HP: 500 hp @ 1,900 rpm
Peak Torque: 1,695 lb-ft @ 1,000 rpm

Transmission

Allison 4000 MH

Chassis Ratings

GVWR: 54,000 lb
Front GAWR: 20,000 lb
Rear GAWR: 20,000 lb
Tag GAWR: 14,000 lb
GCWR: 69,000 lb

Suspension

Front: Independent front air suspension with 20,000 lb capacity
Rear: Non-torque reactive parallelorom air suspension with 23,000 lb capacity
Tag: Parallelogram air suspension and integrated passive steering tag axle with 14,000 capacity

Bilstein Shocks

Front: 60mm
Rear: 46mm
Tag: 46mm

Brakes

ABS: WABCO 6S/6M with ESC
Front: Air disc
Drive: Air disc
Tag: Air disc

Steering

Comfort Drive Steering assist system
Column: Comfort Drive w/ tilt & telescope

Fuel System

Fuel Tank: 150 gallon with dual fill
DEF Tank: 15 gallon with dual fill

Electrical System

12v electrical system
Batteries: Two 950 cca
Alternator: 210 amp

Cooling System

Side-mounted radiator: parallel airflow system with low-profile radiator

Frame

Raised rail design for frame strength and basement storage

Tires

Front: Michelin XZA 365/70R22.5 LRL
Rear: Michelin X Line Energy Z 315/80R22.5 LRL
Tag: Michelin X Line Energy Z 315/80R22.5 LRL

Wheels

(4) Aluminum wheels with Dura-Bright® finish and dress kit
(2) Steel wheels on inside duals

Wheelbase

41' 258" + 48 tag
45' 294" + 48 tag



2022 NEWMAR NEW AIRE 35'

NEW AIRE

Spartan Advanced Protection System®:

- Spartan Safe Haul™ (The industry's premier factory-chassis integrated air supply for tow vehicle brake systems.)
- Collision Mitigation System with Adaptive Cruise Control
- Electronic Stability Control (ESC)
- Automatic Traction Control (ATC)
- Tire Pressure Monitoring System (TPMS)
- Lane departure warning with sign and pedestrian recognition

Premium Features:

- Comfort Drive™ steering assist system with variable drivers effort control feature
- Independent front suspension
- Automatic heated moisture enjectors with color-coded lanyards
- Side-mounted service center
- Connected Coach™ digital dash display
- Variable Geometry Turbo (VGT), exhaust brake
- 10,000 lb towing capacity
- SMART steering wheel with leather finish & phone controls

Specifications:

Engine

Cummins L9
18.7 CFM Air Compressor
1000 Watt Block Heater
Peak HP: 450 hp @ 2,100 rpm
Peak Torque: 1,250 lb-ft @ 1,400 rpm

Transmission

Allison 3000 MH

Chassis Ratings

GVWR: 38,600 lb
Front GAWR: 14,600 lb
Rear GAWR: 24,000 lb
GCWR: 48,600 lb

Suspension

Front: Independent front air suspension
with 14,600 lb capacity
Rear: Non-torque reactive parallelogram air suspension
with 24,000 lb capacity

Bilstein Shocks

Front: 46mm
Rear: 46mm

Brakes

ABS: WABCO 4S/4M with ESC
Front: Air disc
Drive: Air drum

Steering

Comfort Drive Steering assist system
Column: Comfort Drive w/ tilt & telescope

Fuel System

Fuel Tank: 90 gallon
DEF Tank: 15 gallon

Electrical System

12v electrical system
Batteries: Two 950 cca
Alternator: 210 amp

Cooling System

Side-mounted radiator: parallel airflow system with
low-profile radiator

Frame

Straight frame prep for star foundation

Tires

Front: Michelin XRV 305/70R22.5 LRL
Rear: Michelin XRV 305/70R22.5 LRL

Wheels

(4) Aluminum wheels with Accu-Shield® finish and dress kit
(2) Steel wheels on inside duals

Wheelbase

226"



2022 NEWMAR DUTCH STAR 40' & 43'

DUTCH STAR

Spartan Advanced Protection System:

- Spartan Safe Haul™ (The industry's premier factory-chassis integrated air supply for tow vehicle brake systems.)
- Collision Mitigation System with Adaptive Cruise Control
- Electronic Stability Control (ESC)
- Automatic Traction Control (ATC)
- Tire Pressure Monitoring System (TPMS)

Premium Features:

- Comfort Drive™ steering assist system with variable driver's effort control feature
- Independent front suspension
- Automatic heated moisture ejectors with color-coded lanyards
- Side-mounted service center
- Connected Care™ digital dash display
- Passive steer tag axle
- 15,000 lb towing capacity
- Smart steering wheel with leather finish & phone controls
- Suspended adjustable pedals

Specifications:

Engine

Cummins L9
18.7 CFM Air Compressor
1,000 Watt Block Heater
Peak HP: 450 hp @ 2,100 rpm
Peak Torque: 1250 lb-ft @ 1,400 rpm

Transmission

Allison 3000 MH

Chassis Ratings

40'	GVWR:	49,000 lb
	Front GAWR:	17,000 lb
	Rear GAWR:	20,000 lb
	GCWR:	64,000 lb
43'	GVWR:	52,000 lb
	Front GAWR:	20,000 lb
	Rear GAWR:	20,000 lb
	GCWR:	67,000 lb
Tag:		12,000 lb

Suspension

40' Front: Independent front air with 17,000 lb capacity
43' Front: Independent front air with 20,000 lb capacity
Rear: Non-torque air suspension with 20,000 lb capacity
Tag: Parallelogram air suspension and integrated passive steering tag axle with 14,000 lb capacity

Bilstein Shocks

Front: 46mm
Rear: 46mm
Tag: 46mm

Brakes

ABS: WABCO 6S/6M with ESC
Front: Air disc
Drive: Air drum
Tag: Air drum

Steering

Comfort Drive Steering assist system
Column: Comfort Drive w/ tilt & telescope

Fuel System

40'
Fuel Tank: 100 gallon with dual fill
DEF Tank: 15 gallon with dual fill
43'
Fuel Tank: 150 gallon with dual fill
DEF Tank: 15 gallon with dual fill

Electrical System

12v electrical system
Batteries: Two 950 cca
Alternator: 210 amp

Cooling System

Side-mounted radiator: parallel airflow system with low-profile radiator

Frame

Raised rail design for frame strength and basement storage

Tires

40'
Front: Michelin X Line Energy Z 315/80R22.5 LRL
Rear: Michelin X Line Energy Z 315/80R22.5LRL
Tag: Michelin X Line Energy Z 315/80R22.5LRL
43'
Front: Michelin XZA Z 365/70R22.5 LRH
Rear: Michelin X Line Energy Z 315/80R22.5LRL
Tag: Michelin X Line Energy Z 315/80R22.5LRL

Wheels

(6) Aluminum wheels with polished finish and dress kit
(2) Steel wheels on inside duals

Wheelbase

40': 252" + 48 tag
43': 288" + 48 tag



2022 NEWMAR VENTANA 40' & 43'

VENTANA

Spartan Advanced Protection System®:

- Spartan Safe Haul™ (The industry's premier factory-chassis integrated air supply for tow vehicle brake systems.)

Premium Features:

- Comfort Drive™ steering assist system with variable drivers effort control feature
- Automatic heated moisture injectors with color-coded lanyards
- Side-mounted service center
- Connected Coach™ digital dash display
- Pasive steer tag axle
- 15,000 lb towing capacity
- 3-stage engine compression brake
- SMART steering wheel with leather finish & phone controls

Specifications:

Engine

Cummins L9
18.7 CFM Air Compressor
1000 Watt Block Heater
Peak HP: 400 hp @ 2,100 rpm
Peak Torque: 1,250 lb-ft @ 1,400 rpm

Transmission

Allison 3000 MH

Chassis Ratings

40'	GVWR:	44,200 lb
	Front GAWR:	14,200 lb
	GCWR:	59,200 lb
43'	GVWR:	46,000 lb
	Front GAWR:	16,000 lb
	Rear GAWR:	20,000 lb
	GCWR:	61,000 lb
Tag GAWR:		10,000 lb

Suspension

40' Front: Independent front air with 14,600 lb capacity
43' Front: Independent front air with 16,000 lb capacity
Rear: Non-torque air suspension with 20,000 lb capacity
Tag: Parallelogram air suspension and integrated passive steering tag axle with 10,000 lb capacity

Bilstein Shocks

Front: 46mm
Rear: 46mm
Tag: 46mm

Brakes

ABS: WABCO 6S/6M
Front: Air disc
Drive: Air drum
Tag: Air drum

Steering

Comfort Drive Steering assist system
Column: Comfort Drive w/ tilt & telescope

Fuel System

Fuel Tank: 100 gallon with dual fill
DEF Tank: 10 gallon with dual fill

Electrical System

12v electrical system
Batteries: Two 950 cca
Alternator: 210 amp

Cooling System

Rear-mounted radiator: parallel airflow system with low-profile radiator

Frame

Straight frame prep for star foundation

Tires

40' Michelin X XRV 305/70R22.5 LRL
43': Michelin x Line Energy Z 315/80R22.5 LRL

Wheels

(6) Aluminum wheels with Accu-Shield® finish and dress kit
(2) Steel wheels on inside duals

Wheelbase

40': 245" + 48" tag
43" 281" + 48" tag



2022 NEWMAR VENTANA 34' & 37'

VENTANA

Spartan Advanced Protection System:

- Spartan Safe Haul™ (The industry's premier factory-chassis integrated air supply for tow vehicle brake systems.)

Premium Features:

- Independent front suspension
- Single moisture ejector on wet tank with color-coded lanyards
- Side-mounted service center
- 10,000 lb towing capacity
- SMART steering wheel
- Steering wheel mounted controls for radio & phone
- Connected Coach™ with digital dash 12.3" display
- Suspended adjustable pedals
- Tire Pressure Monitoring System
- Hands free phone controls

Specifications:

Engine

Cummins B6.7
18.7 CFM Air Compressor
750 Watt Block Heater
Peak HP: 360 hp @ 2,400 rpm
Peak Torque: 800 lb-ft @ 1,800 rpm

Transmission

Allison 3000 MH

Chassis Ratings

34'	GVWR:	35,400 lb
	Front GAWR:	12,400 lb
	Rear GAWR:	23,000 lb
	GCWR:	45,400 lb
37'	GVWR:	38,000 lb
	Front GAWR:	14,000 lb
	Rear GAWR:	24,000 lb
	GCWR:	48,000 lb

Suspension

34' Front: Integrated front air and steer axle system with 12,400 lb capacity
37' Front: Integrated front air and steer axle system with 14,600 lb capacity
Rear: Non-torque air suspension with 20,000 lb capacity

Bilstein Shocks

Front: 46mm
Rear: 46mm
Tag: 46mm

Brakes

ABS: WABCO 4S/4M
Front: Air disc
Drive: Air drum

Steering

Comfort Drive Steering assist system
Column: Comfort Drive w/ tilt & telescope

Fuel System

Fuel Tank: 100 gallon with dual side system
DEF Tank: 10 gallon with dual side system

Electrical System

12v electrical system
Batteries: Two 950 cca
Alternator: 210 amp

Cooling System

Rear-mounted radiator: parallel airflow system with low-profile radiator

Frame

SRaised rail design for frame strength and basement storage

Tires

Front: Michelin X Multi Z 275/70R22.5 LRJ
Rear: Michelin XRV 305/70R22.5 LRL

Wheels

(4) Aluminum wheels with Accu-Shield® Finish and dress kit
(2) Steel wheels on inside duals

Wheelbase

34': 206"
37': 242"

SPARTAN RV IS HERE TO MAKE EVERY ADVENTURE WORRY-FREE.

Spartan RV Chassis recognizes that a key to RV safety is keeping your vehicle well-maintained. For that reason, we provide the industry's best warranty program while making it as convenient and easy as possible to conduct regular maintenance.

Best-in-class warranty:

- 5-year/75,000-mile transferable warranty on all Newmar products built on a Spartan RV chassis
- 20-year transferable warranty on frame and cross members
- 5-year/100,000-mile Cummins engine warranty
- 5-year/200,000-mile Allison Transmission warranty
- 3 years of complimentary roadside assistance from Coach-Net®

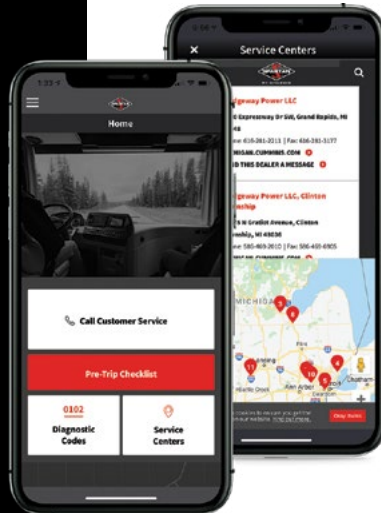
24/7 service and support is just around the corner.

Your adventures on the road don't always happen from 9 a.m. to 5 p.m. Spartan RV Service and Support is just a phone call or click away to make traveling easy on your mind.

- access to over 300 Spartan RV authorized service centers
- motor home mobile mechanic services
- engine warranty
- towing, fuel delivery, flat tire, jump start, lockout, and winching

spartanrvchassis.com/Newmar

spartanrvchassis.com/service-support



Spartan RV Connected Care® App

24/7

Spartan RV Customer Care
Service and Support

Download from google play
or on the app store





ACADEMY

spartanrvchassis.com/training

Know the Road: Spartan RV Owner Training Academy.

To help your coach ownership run safely and smoothly, we developed The Spartan Academy, a comprehensive training program that teaches you the ins and outs of:

- Chassis troubleshooting including:
 - Electrical
 - Air systems
 - Suspensions
- Chassis maintenance
- Weighing unit/tire pressure
- Spartan RV customer & product support/warranty information
- On-the-road drive time with a certified instructor
- Walk-around of coach with a qualified Spartan RV chassis technician
- Factory tour
- Discounts on parts & accessories

25+

Ongoing trainings

500+

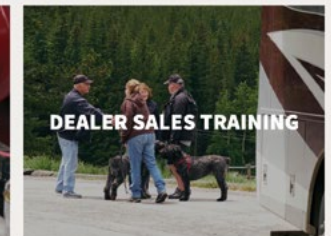

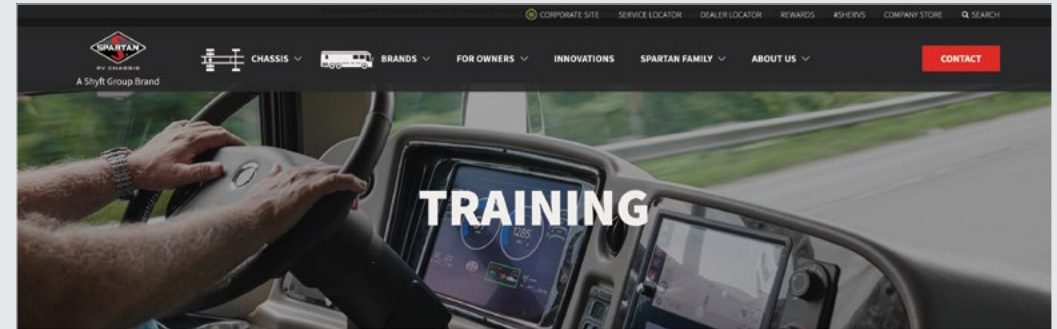
Participants in 2020



Survey Rating



youtube.com/c/SpartanSpecialtyVehicles/featured



LET US HELP

Finding the right Class A RV chassis can prompt some questions. Let us know how we can help you find the right fit.

[CONTACT US](#)

[CALL US](#)



Boldly go ▶

Wherever the road takes you.



AFTERMARKET PRODUCT SUPPORT



MAIN: 517.543.6400
SPARTAN PARTS: 800.722.3025

CUSTOMER SERVICE: 800.543.4277
DEALER SERVICE: 800.393.8861

SPARTANRVCHASSIS.COM