



RV CHASSIS

**NEVER SETTLE.**

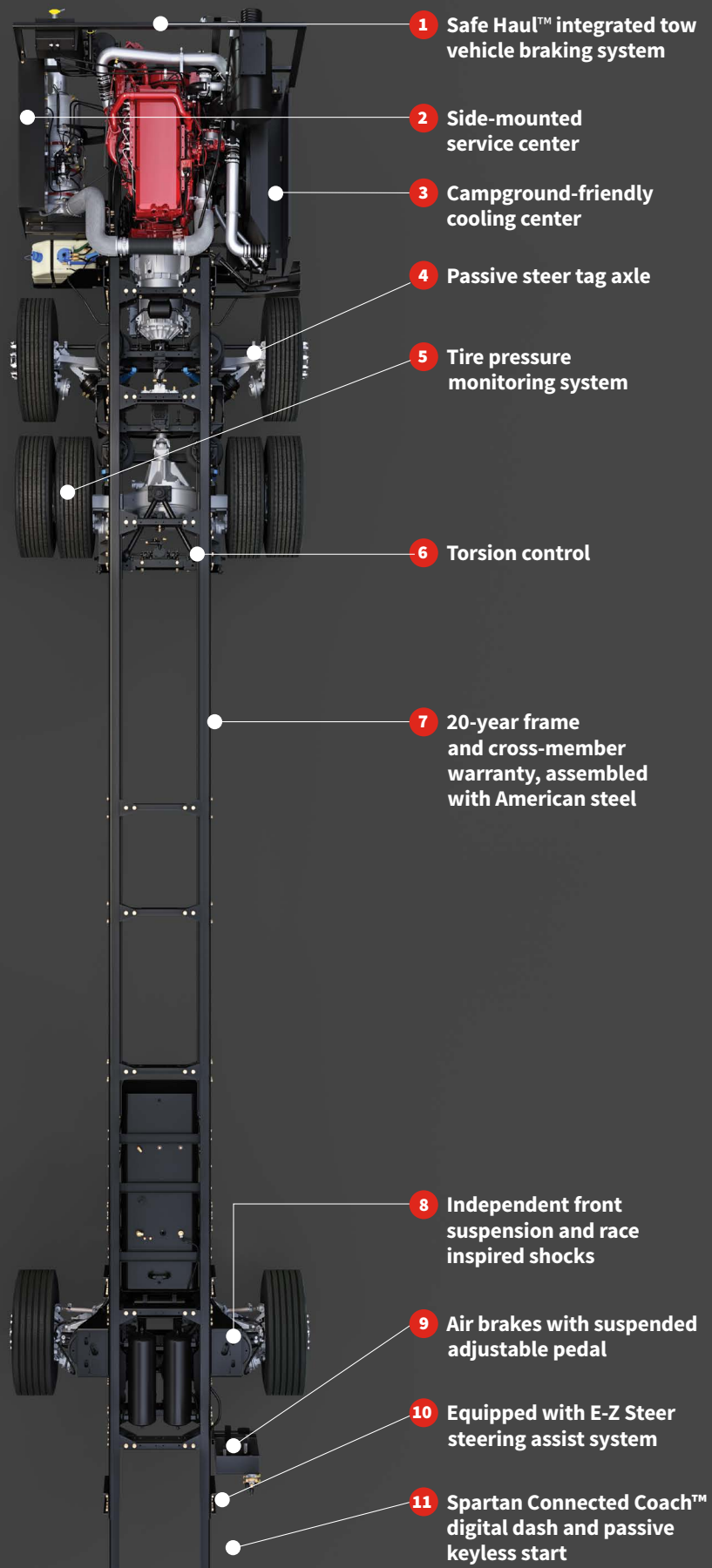
It's your adventure.



ENTEGRACOACH®

# THE PREMIER FOUNDATION.

At the bottom of it all is the Spartan chassis, made from the finest materials and engineered to give your luxury coach a safe, smooth, and reliable ride. Spartan has the features and components that give you confidence from the road up.



**Note:** Some features available as optional content on specific OEM models (could vary by model year).



## The industry’s best chassis built, around safety and technology.

Our industry-leading Spartan Advanced Protection System (APS) provides Spartan chassis owners with comprehensive safety technology that helps you avoid collisions and keeps you alert to anything that could go wrong.

- Spartan Safe Haul™
- Collision Mitigation with Adaptive Cruise Control
- Electronic Stability Control
- Automatic Traction Control
- Tire Pressure Monitoring System

## Everything you need, on clear display.

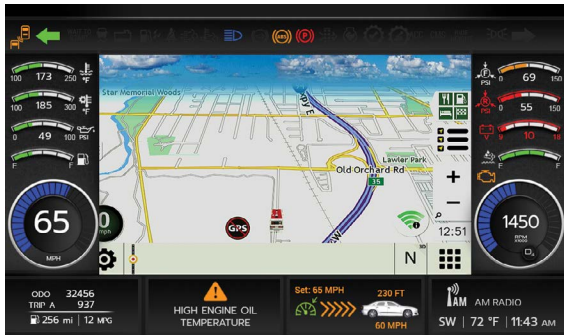
Spartan’s Connected Coach™ gives you a complete and intuitive digital dashboard display that you can customize to your exact wants and needs. With helpful hints from the Tire Pressure Monitoring System and the Spartan Advanced Control System, it’s like you’re in the driver’s seat of a luxury SUV.



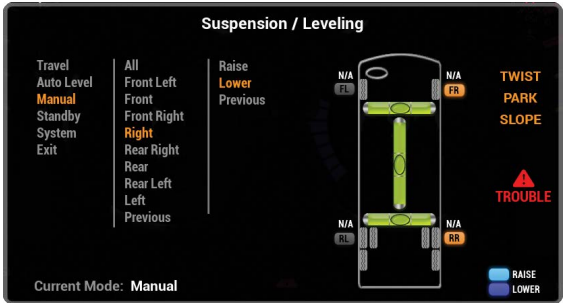
*E-Z Steer adapts to signals from the vehicle and analyzes driver input to provide smoother, more precise steering, helping to improve performance, reduce driver fatigue, and enhance the driving experience for anyone behind the wheel.*



*Spartan's Connected Coach™ digital dash system combines an intuitive interface with custom graphics and information. Entegra motorhomes riding on a Spartan chassis also have the convenience of keyless entry and push-button start technology.\**



*Spartan's Digital Dash allows owners to quickly and easily check engine vitals and offers an easy to access and easy to read navigation map.*



*Electronic ride height and air leveling system integrated into the digital dash.*

\*Push-button start technology available on the Anthem , Aspire, and Cornerstone.





Premium Features:

- E-Z Steer for a smoother driver experience and reduced driver fatigue
- Power tilt & telescoping steering column
- Independent front suspension
- Electronic suspension control system with self-leveling feature including air compressor for extended stays
- Automatic heated moisture ejectors with color-coded lanyards
- Side-mounted service center
- Connected Coach™ digital dash with 15" display
- Passive steer tag axle
- 3-stage engine compression brake
- 20,000 lb towing capacity
- SMART steering wheel with woodgrain & leather finish
- Steering wheel mounted controls for radio & phone
- Spartan Passive Keyless Start
- Suspended adjustable pedals
- Air disc brakes at all wheel positions

Spartan Advanced Protection System® (APS)

- **Spartan Safe Haul™** The industry's only factory-chassis integrated air supply for tow vehicle brake systems.
- **Collision Mitigation with Adaptive Cruise Control** alerts the driver of potentially dangerous driving scenarios and adjusts speed to maintain a safe following distance.
- **Electronic Stability Control (ESC)** helps the driver maintain control of the coach in extreme steering maneuvers by automatically controlling individual brakes to help keep the coach moving in intended direction.
- **Automatic Traction Control (ATC)** helps the driver maintain traction under the drive axle tires in slippery conditions by automatically applying brakes on the wheel end that is slipping. This helps transfer power to the wheel end with more traction.
- **Tire Pressure Monitoring System (TPMS)** displays tire pressure and temperature for individual tires. The system will alert the driver if any tire pressure or temperature exceeds set thresholds. The system is expandable to monitor towed vehicles as well.

Specifications:

Engine

Cummins X15  
18.7 CFM Air Compressor  
1500 Watt Block Heater  
Peak HP: 605 hp @ 1,800 rpm  
Peak Torque: 1,950 lb-ft @ 1,150 rpm

Transmission

Allison 4000 MH

Chassis Ratings

GVWR: 54,000 lb  
Front GAWR: 20,000 lb  
Rear GAWR: 20,000 lb  
Tag GAWR: 14,000 lb  
GCWR: 74,000 lb

Suspension

Front: Independent front air suspension with 20,000 lb capacity  
Rear: Non-torque reactive parallelogram air suspension with 23,000 lb capacity  
Tag: Parallelogram air suspension and integrated passive steering tag axle with 14,000 lb capacity

Bilstein Shocks

Front: 60 mm  
Rear: 46 mm  
Tag: 46 mm

Brakes

ABS: WABCO 6S/6M with electronic stability control (ESC)  
Front: Air disc  
Drive: Air disc  
Tag: Air disc

Steering

E-Z Steer provides smoother, more precise steering, improving driver comfort and reducing fatigue  
Column: E-Z Steer w/ power tilt & telescope

Fuel System

Fuel tank: 150 gallon with dual fill  
DEF tank: 15 gallon, dual fill

Electrical System

12v electrical system  
Batteries: Two 950 cca  
Alternator: 210 amp

Cooling System

Side-mounted radiator; parallel airflow system with low-profile radiator

Frame

Raised rail design for frame strength and basement storage

Tires

Front: Michelin XZA 365/70R22.5 LRL  
Rear: Michelin X Line Energy Z 315/80R22.5 LRL  
Tag: Michelin X Line Energy Z 315/80R22.5 LRL

Wheels

(6) Aluminum wheels with polished finish and dress kit  
(2) Steel wheels on inside duals

Wheelbase

320"



Premium Features:

- E-Z Steer for a smoother driver experience and reduced driver fatigue
- Power tilt & telescoping steering column
- Independent front suspension
- Electronic suspension control system with self-leveling feature including air compressor for extended stays
- Automatic heated moisture ejectors with color-coded lanyards
- Side-mounted service center
- Connected Coach™ digital dash with 15” display
- 12,000 lb tag axle
- 2-stage engine compression brake
- 15,000 lb towing capacity
- SMART steering wheel with woodgrain & leather finish
- Steering wheel mounted controls for radio & phone
- Spartan Passive Keyless Start
- Suspended adjustable pedals

Spartan Advanced Protection System® (APS)

- **Spartan Safe Haul™** The industry’s only factory-chassis integrated air supply for tow vehicle brake systems.
- **Automatic Traction Control (ATC)** helps the driver maintain traction under the drive axle tires in slippery conditions by automatically applying brakes on the wheel end that is slipping. This helps transfer power to the wheel end with more traction.
- **Tire Pressure Monitoring System (TPMS)** displays tire pressure and temperature for individual tires. The system will alert the driver if any tire pressure or temperature exceeds set thresholds. The system is expandable to monitor towed vehicles as well.

Specifications:

**Engine**  
Cummins L9  
18.7 CFM Air Compressor  
1000 Watt Block Heater  
Peak HP: 450 hp @ 2,100 rpm  
Peak Torque: 1,250 lb-ft @ 1,400 rpm

**Transmission**  
Allison 3000 MH

**Chassis Ratings**  
GVWR: 52,000 lb  
Front GAWR: 20,000 lb  
Rear GAWR: 20,000 lb  
Tag GAWR: 12,000 lb  
GCWR: 67,000 lb

**Suspension**  
Front: Independent front air suspension with 20,000 lb capacity  
Rear: Non-torque reactive parallelogram air suspension with 20,000 lb capacity  
Tag: Trailing beam tag axle air suspension with 12,000 lb capacity

**Bilstein Shocks**  
Front: 60 mm  
Rear: 46 mm  
Tag: 46 mm

**Brakes**  
ABS: WABCO 6S/6M with ATC  
Front: Air disc  
Drive: Air drum  
Tag: Air drum

**Steering**  
E-Z Steer provides smoother, more precise steering, improving driver comfort and reducing fatigue  
Column: E-Z Steer w/ power tilt & telescope

**Fuel System**  
Fuel tank: 150 gallon with dual fill  
DEF tank: 15 gallon, dual fill

**Electrical System**  
12v electrical system  
Batteries: Two 950 cca  
Alternator: 170 amp

**Cooling System**  
Side-Mounted Radiator: parallel airflow system with low-profile radiator

**Frame**  
Raised rail design for increased storage

**Tires**  
Front: Michelin XZA 365/70R22.5 LRL  
Rear: Michelin X Line Energy Z 315/80R22.5 LRL  
Tag: Michelin X Line Energy Z 315/80R22.5 LRL

**Wheels**  
(6) Aluminum wheels with polished finish and dress kit  
(2) Steel wheels on inside duals

**Wheelbase**  
42’: 296”  
44’: 320”



Premium Features:

- Independent front suspension
- Automatic heated moisture ejectors with color-coded lanyards
- Side-mounted service center
- 12,000 lb tag axle
- Power tilt & telescoping steering column
- Connected Coach™ with digital dash 12.3” display
- 2-stage engine compression brake
- 15,000 lb towing capacity
- SMART steering wheel
- Steering wheel mounted controls for radio & phone
- Spartan Passive Keyless Start
- Suspended adjustable pedals
- Tire Pressure Monitoring System

Spartan Advanced Protection System® (APS)

- **Spartan Safe Haul™** The industry's only factory-chassis integrated air supply for tow vehicle brake systems.
- **Tire Pressure Monitoring System (TPMS)** displays tire pressure and temperature for individual tires. The system will alert the driver if any tire pressure or temperature exceeds set thresholds. The system is expandable to monitor towed vehicles as well.

Specifications:

Engine

Cummins L9  
18.7 CFM Air Compressor  
1000 Watt Block Heater  
Peak HP: 450 hp @ 2,100 rpm  
Peak Torque: 1,250 lb-ft @ 1,400 rpm

Transmission

Allison 3000 MH

Chassis Ratings

GVWR: 49,000 lb  
Front GAWR: 17,000 lb  
Rear GAWR: 20,000 lb  
Tag GAWR: 12,000 lb  
GCWR: 64,000 lb

Suspension

Front: Independent front air suspension with 17,000 lb capacity  
Rear: Trailing beam air suspension with 20,000 lb capacity  
Tag: Trailing beam tag axle air suspension with 12,000 lb capacity

Bilstein Shocks

Front: 46 mm  
Rear: 46 mm  
Tag: 46 mm

Brakes

ABS: WABCO 6S/6M  
Front: Air disc  
Drive: Air drum  
Tag: Air drum

Steering

SMART steering wheel  
Column: Power tilt & telescope

Fuel System

Fuel tank: 150 gallon with dual fill  
DEF tank: 15 gallon, dual fill

Electrical System

12v electrical system  
Batteries: Two 950 cca  
Alternator: 170 amp

Cooling System

Side-mounted radiator: parallel airflow system with low-profile radiator

Frame

Raised rail design for increased storage

Tires

Front: Michelin X Line Energy Z 315/80R22.5 LRL  
Rear: Michelin XZA2 295/80R22.5 LRH  
Tag: Michelin XZA2 295/80R22.5 LRH

Wheels

(6) Aluminum wheels with polished finish and dress kit  
(2) Steel wheels on inside duals

Wheelbase

42': 296"  
44': 320"



## Premium Features:

- Independent front suspension
- Automatic heated moisture ejectors with color-coded lanyards
- Side-mounted service center
- 24,000 lb rear axle rating
- Power tilt & telescoping steering column
- Connected Coach™ with digital dash 12.3" display
- 10,000 lb towing capacity
- SMART steering wheel
- Steering wheel mounted controls for radio & phone
- Spartan Passive Keyless Start
- Suspended adjustable pedals
- Tire Pressure Monitoring System

## Spartan Advanced Protection System® (APS)

- **Spartan Safe Haul™** The industry's only factory-chassis integrated air supply for tow vehicle brake systems.
- **Tire Pressure Monitoring System (TPMS)** displays tire pressure and temperature for individual tires. The system will alert the driver if any tire pressure or temperature exceeds set thresholds. The system is expandable to monitor towed vehicles as well.

## Specifications:

### Engine

Cummins L9  
18.7 CFM Air Compressor  
1000 Watt Block Heater  
Peak HP: 450 hp @ 2,100 rpm  
Peak Torque: 1,250 lb-ft @ 1,400 rpm

### Transmission

Allison 3000 MH

### Chassis Ratings

GVWR: 41,000 lb  
Front GAWR: 17,000 lb  
Rear GAWR: 24,000 lb  
GCWR: 51,000 lb

### Suspension

Front: Independent front air suspension with 17,000 lb capacity  
Rear: Non-torque reactive parallelogram air suspension with 24,000 lb capacity

### Bilstein Shocks

Front: 46 mm  
Rear: 46 mm

### Brakes

ABS: WABCO 4S/4M  
Front: Air disc  
Drive: Air disc

### Steering

SMART steering wheel  
Column: Power tilt & telescope

### Fuel System

Fuel tank: 100 gallon with dual fill  
DEF tank: 15 gallon, single fill

### Electrical System

12v electrical system  
Batteries: Two 950 cca  
Alternator: 170 amp

### Cooling System

Side-mounted radiator: parallel airflow system with low-profile radiator

### Frame

Raised rail design for increased storage

### Tires

Front: Michelin X Line Energy Z 315/80R22.5 LRL  
Rear: Michelin XZA2 295/80R22.5 LRH

### Wheels

(4) Aluminum wheels with polished finish and dress kit  
(2) Steel wheels on inside duals

### Wheelbase

261"



## Premium Features:

- Independent front suspension
- Single moisture ejector on wet tank with color-coded lanyards
- Side-mounted service center
- 22,000 lb rear axle rating
- 10,000 lb towing capacity
- SMART steering wheel
- Steering wheel mounted controls for radio & phone
- Connected Coach™ with digital dash 12.3" display
- Suspended adjustable pedals
- Tire Pressure Monitoring System

## Spartan Advanced Protection System® (APS)

- **Spartan Safe Haul™** The industry's only factory-chassis integrated air supply for tow vehicle brake systems.
- **Tire Pressure Monitoring System (TPMS)** displays tire pressure and temperature for individual tires. The system will alert the driver if any tire pressure or temperature exceeds set thresholds. The system is expandable to monitor towed vehicles as well.

## Specifications:

### Engine

Cummins L9  
18.7 CFM Air Compressor  
1000 Watt Block Heater  
Peak HP: 380 hp @ 2,100 rpm  
Peak Torque: 1,150 lb-ft @ 1,400 rpm

### Transmission

Allison 3000 MH

### Chassis Ratings

GVWR: 36,320 lb  
Front GAWR: 14,320 lb  
Rear GAWR: 22,000 lb  
GCWR: 46,320 lb

### Suspension

Front: Independent front air suspension with 14,600 lb capacity  
Rear: Non-torque reactive parallelogram air suspension with 22,000 lb capacity

### Bilstein Shocks

Front: 46 mm  
Rear: 46 mm

### Brakes

ABS: WABCO 4S/4M  
Front: Air drum  
Drive: Air drum

### Steering

SMART steering wheel  
Column: Manual tilt & telescope

### Fuel System

Fuel Tank: 100 gallon with single fill  
DEF Tank: 10 gallon, single fill

### Electrical System

12v electrical system  
Batteries: Two 950 cca  
Alternator: 170 amp

### Cooling System

Rear-mounted radiator: parallel airflow system with low-profile radiator

### Frame

Raised rail design for increased storage

### Tires

Front: Michelin X Line Energy Z 275/80R22.5 LRH  
Rear: Michelin X Line Energy Z 275/80R22.5 LRH

### Wheels

(4) Aluminum wheels with polished finish and dress kit  
(2) Steel wheels on inside duals

### Wheelbase

37'	230"
39'	255"
40'	267"





## Premium Features:

- Independent front suspension
- Single moisture ejector on wet tank with color-coded lanyards
- Side-mounted service center
- 10,000 lb towing capacity
- SMART steering wheel
- Steering wheel mounted controls for radio & phone
- Connected Coach™ with digital dash 12.3" display
- Suspended adjustable pedals
- Tire Pressure Monitoring System

## Spartan Advanced Protection System® (APS)

- **Spartan Safe Haul™** The industry's only factory-chassis integrated air supply for tow vehicle brake systems.
- **Tire Pressure Monitoring System (TPMS)** displays tire pressure and temperature for individual tires. The system will alert the driver if any tire pressure or temperature exceeds set thresholds. The system is expandable to monitor towed vehicles as well.

## Specifications:

### Engine

Cummins B6.7  
18.7 CFM Air Compressor  
750 Watt Block Heater  
Peak HP: 360 hp @ 2,600 rpm  
Peak Torque: 800 lb-ft @ 1,800 rpm

### Transmission

Allison 3000 MH

### Chassis Ratings

**37'**  
GVWR: 32,600 lb  
Front GAWR: 12,600 lb  
Rear GAWR: 20,000 lb  
GCWR: 42,600 lb

**39'**  
GVWR: 36,320 lb  
Front GAWR: 14,320 lb  
Rear GAWR: 22,000 lb  
GCWR: 46,320 lb

### Suspension

Front: Independent front air suspension with  
37': 12,600 capacity  
39': 14,600 capacity  
Rear: Non-torque reactive parallelogram air suspension with  
37': 20,000 capacity  
39': 22,000 capacity

### Bilstein Shocks

Front: 46 mm  
Rear: 46 mm

### Brakes

ABS: WABCO 4S/4M  
Front: Air drum  
Drive: Air drum

### Steering

SMART steering wheel  
Column: Manual tilt & telescope

### Fuel System

Fuel Tank: 100 gallon with single fill  
DEF Tank: 10 gallon, single fill

### Electrical System

12v electrical system  
Batteries: Two 950 cca  
Alternator: 170 amp

### Cooling System

Rear-mounted radiator: parallel airflow system with low-profile radiator

### Frame

Raised rail design for increased storage

### Tires

Front: Michelin X Line Energy Z 275/80R22.5 LRH  
Rear: Michelin X Line Energy Z 275/80R22.5LRH

### Wheels

(4) Aluminum wheels with polished finish and dress kit  
(2) Steel wheels on inside duals

### Wheelbase

37' 236"  
39' 261"

# SPARTAN IS HERE TO MAKE EVERY ADVENTURE WORRY-FREE.

## Industry-Best Warranty

Every Spartan chassis built for Entegra Coach comes with a three-year/50,000-mile transferable warranty. Our chassis also include a 20-Year transferable warranty on frame & cross members as well as a five-year/100,000-mile Cummins Engine warranty and an Allison Transmission five-year/200,000-mile warranty. Complimentary roadside assistance from Coach-Net® is included for the first three years of ownership.

## SAFE & SOUND: 24/7 service and support is just around the corner.

Your adventures on the road don't always happen from 9 a.m. to 5 p.m. Spartan Service and Support is just a phone call or click away to make traveling easy on your mind. A three-year complimentary roadside assistance plan through the Coach-Net® network includes access to over 15,000 service and repair facilities throughout the U.S. and Canada, and provides towing, fuel delivery, flat tire, jump start, lockout, winching, and motor home mobile mechanic services, day or night—24/7/365.

You're never far from one of hundreds of Spartan Authorized Service Centers, where you can find licensed and insured technicians who are required to complete regular training to keep current on all Spartan chassis.


In addition, the Spartan Connected Care® mobile app puts owners in touch with on-the-go access to:

- Quick links to service and support
- Pre-trip inspection checklists
- An integrated service center locator
- Maintenance schedules
- Diagnostic code search
- Key Spartan contact information
- Spartan's show and rally schedule
- Plus more!

[spartanrvchassis.com/service-support](http://spartanrvchassis.com/service-support)



## Spartan Connected Care® App



Download from google play  
or on the app store





# ACADEMY

## KNOW THE ROAD: Spartan Owner Training Academy

To help your coach ownership run safely and smoothly, we developed The Spartan Academy, a comprehensive training program that teaches you the ins and outs of coach driving, maintenance, and service needs.

You'll be taught by award-winning certified technicians/trainers on topics like extensive maintenance, driver's training, and an understanding of the chassis sub-systems such as electrical and air suspension. It's also a chance to connect with a community of RV owners who are out adventuring, just like you.

Intimate class sizes, on-the-road driving instruction, and networking with other owners are just a few of the many highlights the Spartan Academy provides, along with:

- Chassis troubleshooting including:
  - Electrical
  - Air systems
  - Suspensions
- Chassis maintenance
- Weighing unit/tire pressure
- Spartan customer & product support/warranty information
- On-the-road drive time with a certified instructor
- Walk-around of coach with a qualified Spartan chassis technician
- Factory tour
- Discounts on parts & accessories

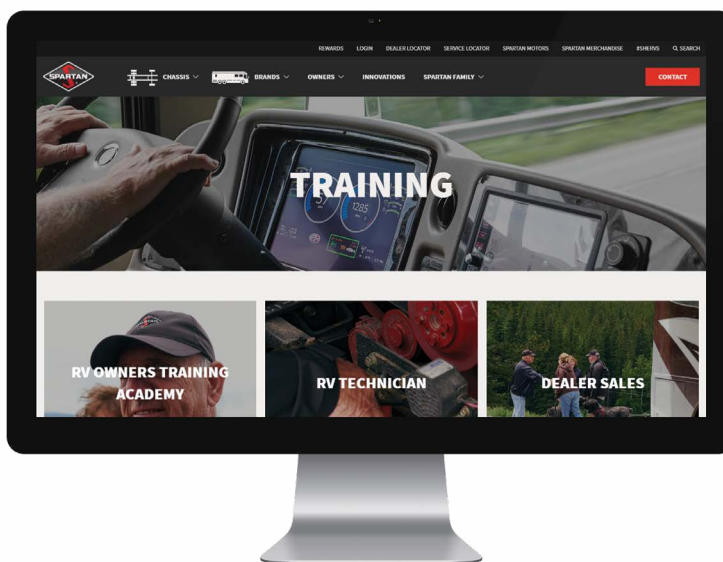
## Welcome to the Spartan Family

Owning an Entegra motorhome on a Spartan chassis automatically makes you a part of Spartan's extended family. From a broad range of owner-exclusive training opportunities, to discounts on parts and accessories for your coach, being a part of the Spartan network means something more.

Spartan encourages membership in a broad range of organizations and groups that further extend the outreach of RVing and make the pastime fun and enjoyable for all who take to the road.

To that end, Spartan attends a number of rallies and shows across the country to reconnect with and service its owner community. Our expert staff of engineers and parts and service personnel is available to answer any questions you have about your Spartan chassis.

[spartanrvchassis.com/training](https://spartanrvchassis.com/training)



SPARTANRVCHASSIS.COM



RV CHASSIS