



BEST-IN-CLASS PERFORMANCE AND COMFORT, FROM THE GROUND UP.

The Industry's Only Luxury Chassis is
the Premier Foundation of Entegra's
Luxury Motorcoaches.



ENTEGRA
COACH®



THE DIFFERENCE YOU CAN **FEEL.**

Riding on the industry's best Class A motorhome chassis means something more. From a superior ride to better handling, coach owners who choose a Spartan chassis can "feel the difference" from the first time they take the wheel. Motor coaches riding on Spartan chassis offer a smoother, safer ride, combined with the hallmarks of quality and durability that last the lifetime of the RV.

SUPERIOR RIDE & HANDLING

It all starts with the Superior Ride & Handling. From our industry-best turn radius, to our more luxurious driver and passenger in-cab experience, riding on a Spartan feels different for a reason. From race-inspired shocks specifically tuned for Motorhome applications to the way that every chassis is fine-tuned to exacting standards, ensures a best-in-class Spartan ride and handling.

SAFETY & INNOVATION

Spartan's Advanced Protection System® (APS), is the industry's first comprehensive set of RV-specific safety features designed to provide additional protection, security and value to coach buyers so you can focus on the road ahead.



SERVICE & SUPPORT

From Spartan's network of hundreds of service centers spanning the United States and Canada, to our always-available support, to the industry's most comprehensive owners' training programs, Spartan's commitment to keeping our owners on the road, confident, and content is our top priority.

QUALITY & DURABILITY

With more than 30 years of experience engineering and building chassis for leading Class A motorhome brands, on a dedicated manufacturing line, Spartan, as an American-owned and American-built brand, commands higher resale values. Each Spartan chassis is built by hand, with exacting standards alongside the highest quality components engineered to out-perform and out-last, no matter where the road ahead may lead.

EXTENDED FAMILY

When you buy a Spartan chassis, you're getting more than just backbone and brawn. On top of industry-leading performance and progressive engineering, you're getting connected – from the Spartan Connected Care App, to the Spartan Owner Training Academy and numerous owner-exclusive training opportunities and discounts. Spartan owners are considered a part of our family and our owners' community is growing.





FOR



NEW 2017 MODEL YEAR FEATURES



INTRODUCING SPARTAN ADVANCED PROTECTION SYSTEM[®] (APS) FOR RVs

THE FIRST AND ONLY COMPREHENSIVE SAFETY SYSTEM ENGINEERED TO KEEP YOU ON THE ROAD AND SAFE...TO ENJOY EVERY ADVENTURE.



APS Features:*

- Forward Collision Detection and Warning with Active Braking (Collision Mitigation)
- Adaptive Cruise Control
- Electronic Stability Control
- Automatic Traction Control

**Refer to specific model pages for further details and availability.*



ENTEGRA
COACH®

2017 CORNERSTONE



 THE QUIETEST RIDING, BEST HANDLING COACH ON THE MARKET TODAY. PERIOD.

PREMIUM FEATURES

VIP Smart Wheel with Integrated Radio Controls
Suspended Adjustable Pedals
Hadley SLS Automatic Leveling
3 Stage Engine Compression Brake
Independent Front Suspension

Passive Steer Tag Axle
Allison Transmission and Touch Pad
Side Mounted Service Center
20,000 lb Towing Capacity

Spartan Advanced Protection System® (APS)

- OnGuard™ Active Collision Mitigation System w/Adaptive Cruise Control
- Electronic Stability Control (ESC)
- Automatic Traction Control (ATC)



CORNERSTONE SPECIFICATIONS

ENGINE

Cummins ISX15
18.7 CFM Air Compressor
1,500 Watt Block Heater
Peak HP: 600 hp @ 1,800 rpm
Peak Torque: 1,950 lb-ft @ 1,200 rpm

TRANSMISSION

Allison 4000MH

CHASSIS RATINGS

GVWR: 54,000 lb
Front GAWR: 20,000 lb
Rear GAWR: 20,000 lb
Tag GAWR: 14,000 lb
GCWR: 74,000 lb

SUSPENSION

Front: Reyco Granning IFS2000
Rear: Reyco Granning RD2300NR
Tag: Reyco Granning RTS1400

Bilstein Shocks

Front: 60mm
Rear: 46mm
Tag: 46mm

BRAKES

ABS: WABCO 6S/6M with Electronic Stability Control (ESC)

STEERING

VIP Smart Wheel w/Integrated Radio Controls
Column: Douglas Autotech Tilt and Telescoping Column
Gear: TAS-85, RCS-85
Turn Angle: 55°

FUEL SYSTEM

Fuel Tank: 150 gal with Dual Side Fill
DEF Tank: 15 gal, Dual Fill

ELECTRICAL SYSTEM

Custom Modular 12v Electrical System
Batteries: (2) Harris 950 CCA
Alternator: 210 amp Leece-Neville

COOLING SYSTEM

Side-Mounted Radiator: Parallel Air Flow System with Low Profile Radiator

FRAME

Rear-Engine Raised Rail Design for Increased Storage

TIRES

Front: Michelin XZA 365/70R22.5 LRL
Rear: Michelin XZA1 315/80R22.5 LRL
Tag: Michelin XZA1 315/80R22.5 LRL

WHEELBASE

320"



SPARTANMOTORS.COM/RV



ENTEGRA
COACH®

2017
ANTHEM



42' & 44'
(MOUNTAIN MASTER)

 THE QUIETEST RIDING, BEST HANDLING COACH ON THE MARKET TODAY. PERIOD.

PREMIUM FEATURES

VIP Smart Wheel with Integrated
Radio Controls
Suspended Adjustable Pedals
2 Stage Engine Compression Brake

Independent Front Suspension
12,000 lb. Tag Axle
Allison Transmission and Touch Pad

Automatic Heated Moisture Ejectors
w/Color Coded Lanyards
15,000 lb Towing Capacity
Automatic Traction Control

ANTHEM SPECIFICATIONS

ENGINE

Cummins ISL9
18.7 CFM Air Compressor
1,000 Watt Block Heater
Peak HP: 450 hp @ 2,100 rpm
Peak Torque: 1,250 lb-ft
@ 1,400 rpm

TRANSMISSION

Allison 3000MH

CHASSIS RATINGS

GVWR: 49,000 lb
Front GAWR: 17,000 lb
Rear GAWR: 20,000 lb
Tag GAWR: 12,000 lb
GCWR: 64,000 lb

SUSPENSION

Front: Reyco Granning IFS1700
Rear: Hendrickson HTB210
Tag: Hendrickson TBT

Bilstein Shocks

Front: 60mm
Rear: 46mm
Tag: 46mm

BRAKES

ABS: WABCO 6S/6M

STEERING

VIP Smart Wheel
w/Integrated Radio Controls
Column: Douglas Autotech Tilt
and Telescoping Column
Gear: ZF-8098
Turn Angle: 55°

FUEL SYSTEM

Fuel Tank: 150 gal with
Dual Side Fill
DEF Tank: 15 gal, Dual Fill

ELECTRICAL SYSTEM

Custom Modular 12v
Electrical System
Batteries: (2) Harris 950 CCA
Alternator: 170 amp Leece-Neville

COOLING SYSTEM

Side-Mounted Radiator: Parallel
Air Flow System with Low Profile
Radiator

FRAME

Rear-Engine Raised Rail Design
for Increased Storage

TIRES

Front:
Michelin XZA1 315/8R22.5 LRL
Rear:
Michelin XZA2 295/80R22.5 LRH
Tag:
Michelin XZA2 295/80R22.5 LRH

WHEELBASE

42': 296"
44': 320"



SPARTANMOTORS.COM/RV



(MOUNTAIN MASTER)



ENTEGRACOACH®

2017 ASPIRE



42' & 44'

(MOUNTAIN MASTER)



THE QUIETEST RIDING, BEST HANDLING COACH ON THE MARKET TODAY. PERIOD.

PREMIUM FEATURES

VIP Smart Steering Wheel

Suspended Adjustable Pedals

2 Stage Engine Compression Brake

Independent Front Suspension

12,000 lb. Tag Axle

Allison Transmission and Touch Pad

Automatic Heated Moisture Ejectors
w/Color Coded Lanyards

15,000 lb Towing Capacity

ASPIRE 42 & 44' SPECIFICATIONS

ENGINE

Cummins ISL9

18.7 CFM Air Compressor

1,000 Watt Block Heater

Peak HP: 450 hp @ 2,100 rpm

Peak Torque: 1,250 lb-ft

@ 1,400 rpm

TRANSMISSION

Allison 3000MH

CHASSIS RATINGS

GVWR: 49,000 lb

Front GAWR: 17,000 lb

Rear GAWR: 20,000 lb

Tag GAWR: 12,000 lb

GCWR: 64,000 lb

SUSPENSION

Front: Reyco Granning IFS1700

Rear: Reyco Granning 240AR

Tag: Reyco Granning RT1330

Bilstein Shocks

Front: 46mm

Rear: 46mm

Tag: 46mm

BRAKES

ABS: WABCO 6S/6M

STEERING

VIP Smart Wheel

Column: Douglas Autotech Tilt
and Telescoping Column

Gear: ZF-8098

Turn Angle: 55°

FUEL SYSTEM

Fuel Tank: 100 gal with
Dual Side Fill

DEF Tank: 15 gal, Dual Fill

ELECTRICAL SYSTEM

Custom Modular 12v

Electrical System

Batteries: (2) Harris 950 CCA

Alternator: 170 amp Leece-Neville

COOLING SYSTEM

Side-Mounted Radiator: Parallel
Air Flow System with Low Profile
Radiator

FRAME

Rear-Engine Raised Rail Design
for Increased Storage

TIRES

Front:

Goodyear G670 RV 315/80R22.5 LRL

Rear:

Goodyear G670 RV 295/80R22.5 LRH

Tag:

Goodyear G670 RV 295/80R22.5 LRH

WHEELBASE

42': 296"

44': 320"



(MOUNTAIN MASTER)



SPARTANMOTORS.COM/RV



ENTEGRA
COACH®

2017
ASPIRE



40'

(MOUNTAIN MASTER)

 THE QUIETEST RIDING, BEST HANDLING COACH ON THE MARKET TODAY. PERIOD.

PREMIUM FEATURES

VIP Smart Steering Wheel
Suspended Adjustable Pedals
2 Stage Engine Compression Brake
Independent Front Suspension

Allison Transmission and Touch Pad
24,000 lb. Rear Axle Rating
Automatic Heated Moisture Ejectors
w/Color Coded Lanyards

15,000 lb Towing Capacity

ASPIRE 40' SPECIFICATIONS

ENGINE

Cummins ISL9
18.7 CFM Air Compressor
1,000 Watt Block Heater
Peak HP: 450 hp @ 2,100 rpm
Peak Torque: 1,250 lb-ft
@ 1,400 rpm

TRANSMISSION

Allison 3000MH

CHASSIS RATINGS

GVWR: 41,000 lb
Front GAWR: 17,000 lb
Rear GAWR: 24,000 lb
GCWR: 56,000 lb

SUSPENSION

Front: Reyco Granning IFS1700
Rear: Reyco Granning RD2400

Bilstein Shocks

Front: 46mm
Rear: 46mm

BRAKES

ABS: WABCO 4S/4M
Gear: ZF-8098
Turn Angle: 55°

STEERING

VIP Smart Wheel
Column: Douglas Autotech Tilt
and Telescoping Column

FUEL SYSTEM

Fuel Tank: 100 gal with
Dual Side Fill
DEF Tank: 15 gal, Dual Fill

ELECTRICAL SYSTEM

Custom Modular 12v
Electrical System
Batteries: (2) Harris 950 CCA
Alternator: 170 amp Leece-Neville

COOLING SYSTEM

Side-Mounted Radiator: Parallel Air
Flow System with Low Profile Radiator

FRAME


Rear-Engine Raised Rail Design
for Increased Storage

TIRES

Front:
Goodyear G670 RV 315/80R22.5 LRL
Rear:
Goodyear G670 RV 295/80R22.5 LRH

WHEELBASE

261"



SPARTANMOTORS.COM/RV



(MOUNTAIN MASTER)



ENTEGRA
COACH®

2017 INSIGNIA



42' & 44'
(MOUNTAIN MASTER)



THE QUIETEST RIDING, BEST HANDLING COACH ON THE MARKET TODAY. PERIOD.

PREMIUM FEATURES

VIP Smart Steering Wheel

Suspended Adjustable Pedals

2 Stage Engine Compression Brake

12,000 lb. Tag Axle

Allison Transmission and Touch Pad

Single Moisture Ejector on Wet Tank
w/Color Coded Lanyards

15,000 lb Towing Capacity

INSIGNIA SPECIFICATIONS

ENGINE

Cummins ISL9
18.7 CFM Air Compressor
1,000 Watt Block Heater
Peak HP: 450 hp @ 2,100 rpm
Peak Torque: 1,250 lb-ft
@ 1,400 rpm

TRANSMISSION

Allison 3000MH

CHASSIS RATINGS

GVWR: 47,660 lb
Front GAWR: 15,660 lb
Rear GAWR: 20,000 lb
Tag GAWR: 12,000 lb
GCWR: 62,660 lb

SUSPENSION

Front: Reyco Granning Model 1600
Rear: Reyco Granning RD240AR
Tag: Reyco Granning RT1330

Bilstein Shocks

Front: 46mm
Rear: 46mm
Tag: 46mm

BRAKES

ABS: WABCO 6S/6M

STEERING

VIP Smart Wheel
Column: Douglas Autotech Tilt
and Telescoping Column
Gear: TRW TAS-85
Turn Angle: 52°

FUEL SYSTEM

Fuel Tank: 100 gal with
Dual Side Fill
DEF Tank: 15 gal, Dual Fill

ELECTRICAL SYSTEM

Custom Modular 12v
Electrical System
Batteries: (2) Harris 950 CCA
Alternator: 170 amp Leece-Neville

COOLING SYSTEM

Side-Mounted Radiator: Parallel Air
Flow System with Low Profile Radiator

FRAME

Rear-Engine Raised Rail Design
for Increased Storage

TIRES

Front:
Goodyear G670 RV 295/80R22.5 LRH
Rear:
Goodyear G670 RV 275/80R22.5 LRH
Tag:
Goodyear G670 RV 275/80R22.5 LRH

WHEELBASE

42': 296"
44': 320"



(MOUNTAIN MASTER)



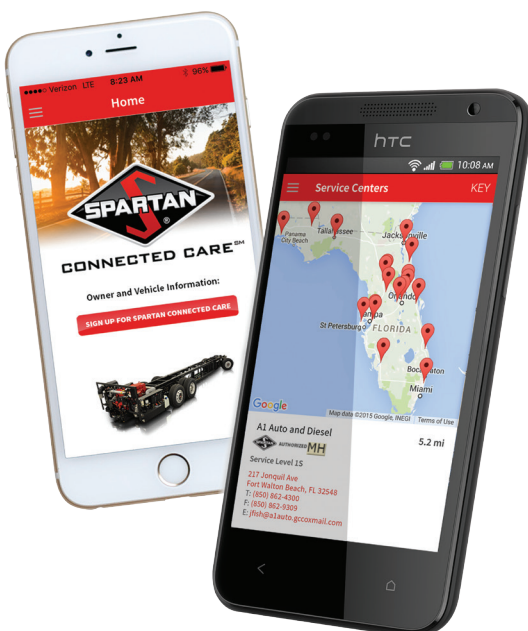
SPARTANMOTORS.COM/RV

BE PROTECTED

ANYTIME, ANYWHERE SUPPORT IS JUST A PHONE CALL, OR A FEW MILES AWAY

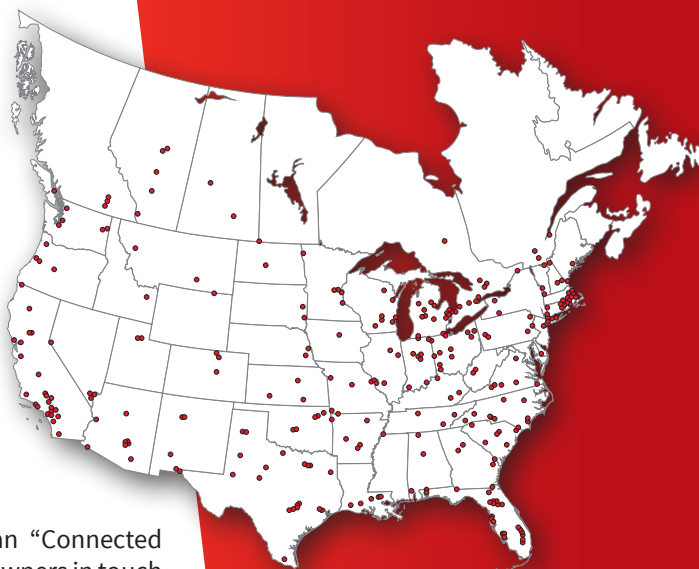
Your adventures on the road don't always happen between 9:00 a.m. and 5:00 p.m. Spartan Customer and Product Support is just a phone call or click away and with the power of the Coach Net Network, (included in your limited warranty) you have access to 40,000 service and repair facilities throughout the U.S. and Canada, day or night – 24/7/365.

You are never far from one of our hundreds of Spartan Authorized Service Centers where you can find licensed and insured technicians who are required to complete regular training to keep current on the Spartan product.



In addition, the Spartan "Connected Care" mobile app puts owners in touch with on-the-go access to:

- Quick links to service and support
- Pre-trip inspection checklists
- An integrated service center locator
- Maintenance schedules
- Diagnostic code search
- Key Spartan contact information
- Spartan's show and rally schedule
- And more!



The Spartan Authorized Service Center Network includes hundreds of North American Authorized Service Centers and growing.

Visit: SPARTANMOTORS.COM/RVSERVICE to find a service location near you. Download the Spartan Connected Care App from Apple's App Store or on Google Play

INDUSTRY-BEST WARRANTY

Every Spartan chassis comes with the industry's best 3-year/50,000 mile transferable warranty. Our chassis also includes an industry-first lifetime frame warranty as well as a 5-year/100,000 mile Cummins Engine warranty and an Allison Transmission 5-year/200,000 mile warranty.





BE IN THE KNOW

Spartan Owner Training Academy is an exclusive training program focusing on chassis care and maintenance. Intimate class sizes, on-the-road driving instruction, and networking with other owners are just a few of the many highlights the Academy provides:

- Chassis troubleshooting including:
 - Electrical
 - Air systems
 - Suspensions
- Spartan aftermarket parts
- Chassis maintenance
- Weighing unit/tire pressure
- Spartan customer & product support/warranty information
- On the road drive-time with a certified instructor
- Walk around of coach with a qualified Spartan Chassis Technician
- Factory tour
- Deep discounts on parts & accessories

To learn more, please visit:

SPARTANMOTORS.COM/RVOWNERSTRAINING

BE CONNECTED

Owning a motorcoach on a Spartan chassis automatically makes you a part of Spartan's extended family. From a broad range of owner-exclusive training opportunities to discounts on parts and accessories for your coach, being a part of the Spartan network means something more.

Spartan encourages membership in a broad range of organizations and groups that further extend the outreach of RV'ing and make the pastime fun and enjoyable for its participants.

To that end, Spartan attends a number of rallies and shows across the country in order to reconnect with and service its owner community. Our expert staff of engineers, parts and service personnel are available to answer questions you have about your Spartan chassis.

You can find more information on the events and rallies we're attending by visiting:

SPARTANMOTORS.COM/RVEVENTS

Event	Date	Location
FMCA Western Area Rally	January 4 - 10, 2016	Indio, CA
Florida RV Super Show	January 13-18, 2016	Tampa, FL
Quartzsite Sports, Vacation and RV Show	January 17-25, 2016	Quartzsite, AZ
Entegra Owner's Rally	February 8-12, 2016	Tucson, AZ
FMCA 93rd Family Reunion & MH Showcase	March 16-19, 2016	Perry, GA
RV Owners Training	May 2-6, 2016	Charlotte, NC
ACA Spring National Rally	May 8-13, 2016	Myrtle Beach, SC
GLAMARAMA Rally	June 6-10, 2016	Charlotte, NC
RV Owners Training	June 15-19, 2016	Elkhart, IN
RV Owners Training	June 13-17, 2016	Charlotte, MI
RV Owners Training	June 20-24, 2016	Charlotte, MI
RV Owners Training	July 18-22, 2016	Charlotte, MI
RV Owners Training	July 25-29, 2016	Charlotte, MI
FMCA 94th Family Reunion & MH Showcase	August 1-5, 2016	Charlotte, MI
RV Owners Training	August 2-5, 2016	Charlotte, MI
RV Owners Training	August 8-12, 2016	West Springfield, MA
RV Owners Training	August 15-19, 2016	Charlotte, MI
Newmar Kountry Klub Rally	September 19-23, 2016	Charlotte, MI
RVIA Pomona	September 23-30, 2016	Pueblo, CO
RV Owners Training	October 9-18, 2016	Pomona, CA
RV Owners Training	October 10-14, 2016	Charlotte, MI
RV Owners Training	October 17-21, 2016	Charlotte, MI
RVDA	November 7-11, 2016	Las Vegas, NV
RVIA Industry Trade Show	November 29 - December 1, 2016	Louisville, KY

The information in this literature reflects product specifications at the date of printing. Spartan Motors and its OEMs reserve the right, at any time, to make changes in product design, material or component specifications as its sole option, without notice. All information printed in this literature is subject to change.



AMERICAN OWNED.

Spartan was born and grown in Michigan – where American street smarts and a hardworking Midwestern work ethic merge to make custom outfitted Class A RV Chassis that give you a unique competitive edge.

AMERICAN DRIVEN.

Driven by quality, integrity and ingenuity, Spartan Motors is dedicated to better equipping the luxury RV lifestyle and those who demand a top quality chassis with the strength and flexibility to build on it with custom floor plans.





**ENGINEERING THE WORLD'S BEST
MOTORCOACH CHASSIS
SINCE 1985**



**Learn about the difference you can feel by going to:
SPARTANMOTORS.COM/DIFFERENCE**

